

Anhang: Literaturrecherche

Inhaltsverzeichnis

1.	Recherchen zum Thema Diagnostik.....	2
1.1	Eisenmangel.....	2
1.2	Calprotectin	3
1.3	Überwachungskoloskopie	5
1.4	Intraepitheloale Neoplasien.....	7
1.5	Histologische Heilung (neue SF).....	8
1.6	Chromoendoskopie (neue SF).....	10
1.7	Darmsonografie (Empfehlung 2.18) (neue SF).....	11
1.8	Remissionserhaltende Therapie (Empfehlung 2.16) (neue SF)	14
2.	Recherchen zum Thema Schub und Remissionserhaltung	15
2.1	Proktitis/ Linksseitenkolitis/ Pancolitis	15
2.2	Steroidrefraktärer Krankheitsverlauf	19
2.3	Steroidabhängiger Krankheitsverlauf	22
2.4	Therapieversagen auf Biologika-Therapie	25
2.5	Remissionserhaltung Aminosalizylaten	28
2.6	Remissionserhaltung bei distaler Colitis Ulcerosa	30
2.7	E. coli Stamm Nissle 1917	33
2.8	Therapieversagen unter Mesalazin.....	34
2.9	Biosimilar Infliximab	39
2.10	Erhaltungstherapie bei Proktitis	40
2.11	Therapieziel.....	41
3.	Recherchen zum Thema „Therapie CED assoziierter Infektionen/Impfungen“.....	43
3.1	Infektionen.....	43
3.2	Infektionsrisiko (neue SF)	44
3.3	Gewebsbasierte Nachweisverfahren (neue SF)	45
3.4	Lebendimpfung (neue SF)	46
3.5	Zoster (neue SF)	47
3.6	FMT (neue SF).....	49
4.	Recherchen zum Thema „Chirurgie/ Pouchitis“	50
4.1	Chirurgie	50
4.2	Postoperative Komplikationen.....	53
5.	Recherche Extraintestinale Manifestation:	57
5.1	Eisensubstitution	58
5.2	Gelenkschmerzen	59
5.3	JAK-Inhibitoren (neue SF).....	59
5.4	Hautmanifestation (neue SF)	61

5.5	Hepatobiliäre Beteiligung (neue SF)	63
5.6	Osteoporose (neue SF).....	65
5.7	Thromboseprophylaxe (neue SF)	66
6.	Recherchen zum Thema „Komplementärmedizin und Ernährung“	69
6.1	Komplementärmedizinische Verfahren	69
6.2	FMT (neue SF).....	71
6.3	Ernährung (Suchstring 1) (neue SF).....	73
6.4	Ernährung (Suchstring 2) (neue SF).....	75
6.5	Fatigue (neue SF)	77
6.6	Reha (neue SF).....	78
6.7	Psychosomatik (neue SF)	80
6.8	Psychosomatik (neue SF)	81
6.9	Psychosomatik (neue SF)	82
6.10	Stillen (neue SF)	84
6.11	Pouch (neue SF).....	85
7.	Recherche Kinder, Schwangerschaft, Stillen, ältere Patienten	87
7.1	Recherche in PubMed: AG 7 – 1	87
7.2	Recherche in PubMed: AG 7 – 2	90
7.3	Schwangerschaft (neue SF).....	92
7.4	Impfung (neue SF)	107
7.5	Pädiatrie (neue SF).....	108
8.	Recherchen Living guideline (13. März 2024)	111

1. Recherchen zum Thema Diagnostik

1.1 Eisenmangel

1.1.1 Schlüsselfrage

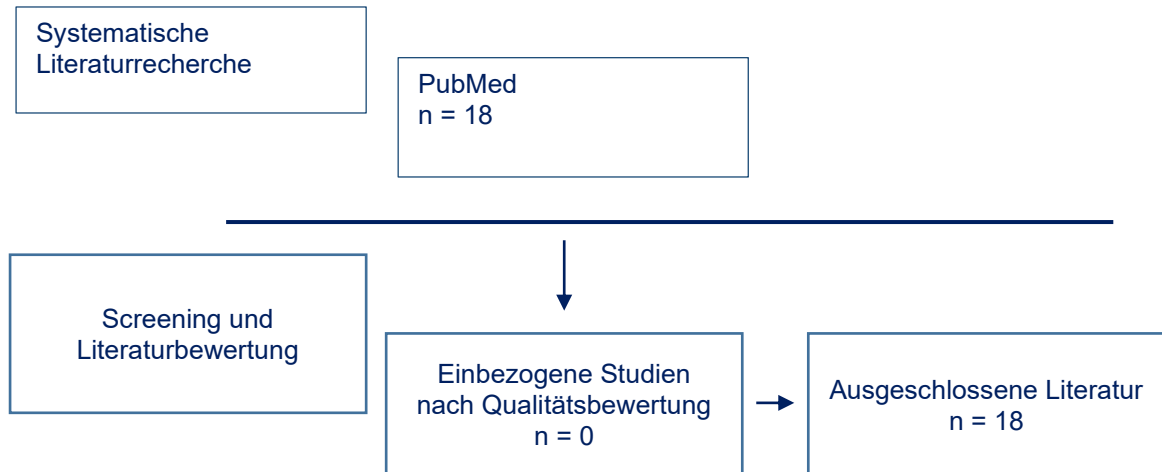
Wie und wann soll eine Diagnostik bzgl. eines Eisenmangels erfolgen?
<u>Population:</u> Personen mit CU/ IBD
<u>Interventions:</u> Iron Defiancy Anemia (IDA), Ferric Maltol, IV Eisen Fer-Inject, Eisencarboxycartose
<u>Comparisons:</u> –
<u>Outcomes:</u> Hämoglobin, Ferritin, Transferrin –Sättigung, Retikulozyten Hb, Ferritinindex, Rezeptor, Erythrocyten, CRP, Diagnostische Genauigkeit (Sensitivität, Spezifität, positiver oder negativer prädiktiver Wert)

1.1.2 Recherche in PubMed (06. März 2024)

Wie und wann soll eine Diagnostik bzgl. eines Eisenmangels erfolgen?		
Nr.	Query	Treffer
#1	Colitis, Ulcerative[MeSH] OR "inflammatory bowel diseases"[MeSH:noexp]	69.438
#2	Idiopathic Proctocolitis[tiab] OR Ulcerative Colitis[tiab] OR Colitis Gravis[tiab]	51.503
#3	#1 OR #2	82.251
#4	Diagnostic Techniques and Procedures[MeSH] OR Diagnos*[tiab] OR Screen*[tiab] OR Detect*[tiab] OR Test*[tiab] OR assay[tiab] OR indicat*[tiab] OR quantif*[tiab] OR search[tiab] OR analy*[tiab] OR method*[tiab] or assess*[tiab] OR check*[tiab]	22.163.541
#5	Anemia, Iron-Deficiency[MeSH] OR (Anemi*[tiab] AND Iron-Deficien*[tiab]) OR IDA[tiab] OR Iron Compounds[MeSH] OR Iron[tiab] OR Ferri*[tiab] OR Ferrous*[tiab] OR FerInject[tiab] OR Ferric Carboxymaltose[Supplementary Concept] OR ((Ferri*[tiab] OR Iron[tiab]) AND carboxymaltose[tiab])	328.534
#6	#4 AND #5	222.824
#7	#3 AND #6	640
#8	randomized controlled trial[pt] OR controlled clinical trial[pt] OR randomised[tiab] OR randomized[tiab] OR placebo[tiab] OR drug therapy[sh] OR randomly[tiab] OR trial[tiab] OR groups[tiab] OR Systematic Review[pt] OR Systematic Review[tiab] OR Systematic[sb] OR Meta-Analysis[pt] OR Meta-Analysis[tiab] OR Meta-Analysis[sb] OR Cochrane Database Syst Rev[Journal]	6.268.548
#9	animals[mh] NOT humans[mh]	5.199545
#10	#8 NOT #9	5.515.187

#11	#7 AND #10 Filters: German, English; Publication date from 2016/12/13 - 2024/12/31	117
#12	Search: #7 AND #10 Filters: Randomized Controlled Trial, Systematic Review, Humans, English, German, from 2016/12/13 - 2024/12/31	18

1.1.3 Ergebnis und PRISMA Flow Chart



1.2 Calprotectin

1.2.1 Schlüsselfrage

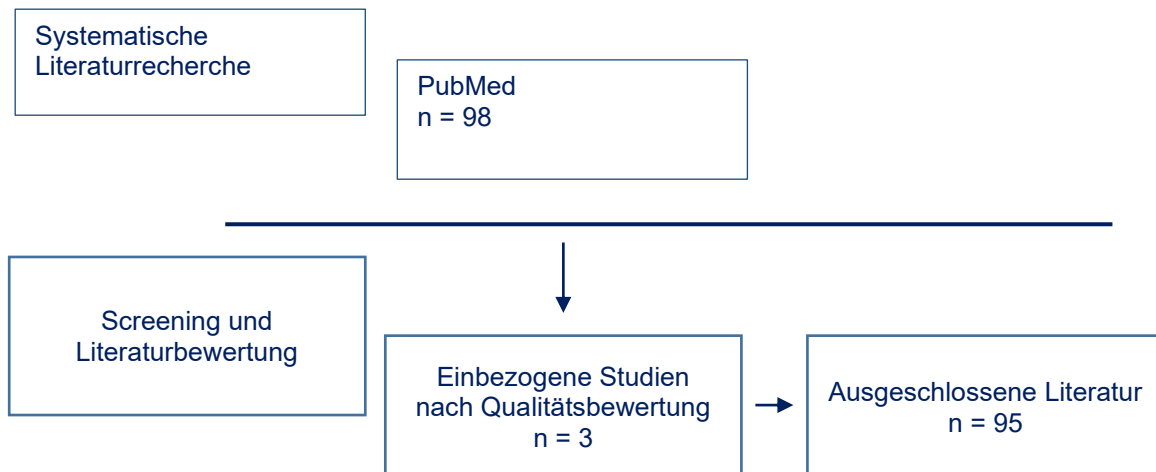
<p>Wann und unter welcher Rationale soll eine Calprotectin-Diagnostik durchgeführt werden?</p> <p><u>Population:</u> Personen mit CU/ IBD</p> <p><u>Interventions:</u> fecal calprotectin, fecal neutrophil marker, Screening, Differentialdiagnostik, Verlaufskontrolle, Homecare-Calpotectin</p> <p><u>Comparisons:</u> Keine</p> <p><u>Outcomes:</u> Calprotectin level, Diagnostische Genauigkeit (Sensitivität, Spezifität, positiver oder negativer prädiktiver Wert)</p>
--

1.2.2 Recherche in PubMed (11. März 2024)

Wann und unter welcher Rationale soll eine Calprotectin-Diagnostik durchgeführt werden?		
Nr.	Query	Treffer
#1	Colitis, Ulcerative[MeSH] OR "inflammatory bowel diseases"[MeSH:noexp]	69.464
#2	Idiopathic Proctocolitis[tiab] OR Ulcerative Colitis[tiab] OR Colitis Gravis[tiab]	51.554
#3	#1 OR #2	82.313
#4	Diagnostic Techniques and Procedures[MeSH] OR Diagnos*[tiab] OR Screen*[tiab] OR Detect*[tiab] OR Test*[tiab] OR assay[tiab] OR indicat*[tiab] OR quantif*[tiab] OR search[tiab] OR analy*[tiab] OR method*[tiab] or assess*[tiab] OR check*[tiab]	22.176.788

#5	Leukocyte L1 Antigen Complex[MeSH] OR Leukocyte L1 Antigen Complex[tiab] OR Calcium-Binding Myeloid Protein P8,14[tiab] OR Calgranulin[tiab] OR Calprotectin[tiab] OR Migratory Inhibitory Factor-Related Protein MRP[tiab] OR Antigen L1[tiab] OR 27E10 Antigen[tiab] OR Leukocyte L1 Protein	7.949
#6	Leukocyte Elastase[MeSH] OR Leukocyte Elastase[tiab] OR Neutrophil Elastase[tiab] OR PMN Elastase[tiab] OR PMN Elastase[tiab] OR Granulocyte Elastase[tiab] OR Lysosomal Elastase[tiab] OR Neutrophil marker[tiab]	8.249
#7	#5 OR #6	16.133
#8	#4 AND #7	12.634
#9	#3 AND #8	1.707
#10	randomized controlled trial[pt] OR controlled clinical trial[pt] OR randomised[tiab] OR randomized[tiab] OR placebo[tiab] OR drug therapy[sh] OR randomly[tiab] OR trial[tiab] OR groups[tiab] OR Systematic Review[pt] OR Systematic Review[tiab] OR Systematic[sb] OR Meta-Analysis[pt] OR Meta-Analysis[tiab] OR Meta-Analysis[sb] OR Cochrane Database Syst Rev[Journal]	6.272.539
#11	animals[mh] NOT humans[mh]	5.200.402
#12	#10 NOT #11	5.521.996
#13	Search: #9 AND #12 Filters: Meta-Analysis, Randomized Controlled Trial, Systematic Review, Humans, English, German, from 2016/12/13 - 2024/12/31	98

1.2.3 Ergebnis und PRISMA Flow Chart



1.3 Überwachungskoloskopie

1.3.1 Schlüsselfrage

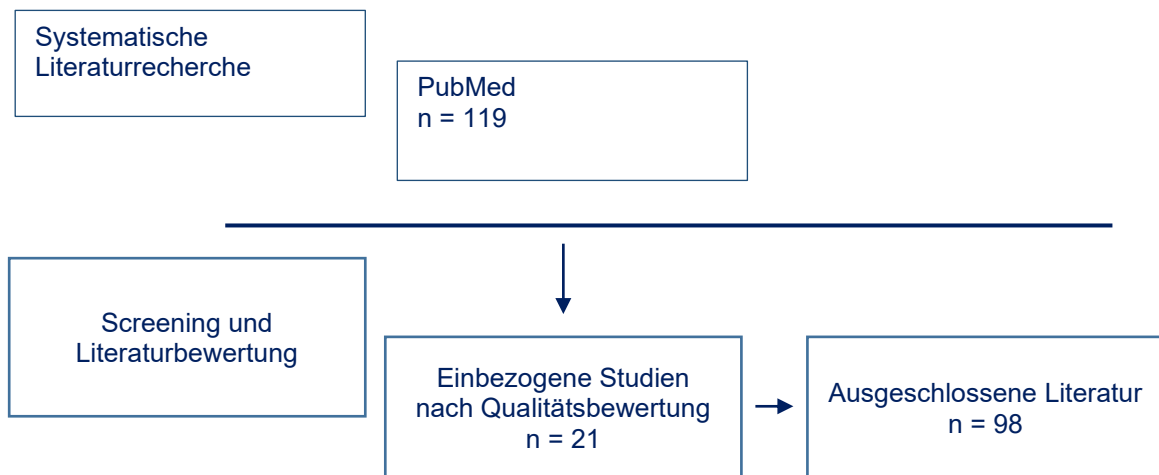
1.3 Wann und wie soll eine Überwachungskoloskopie durchgeführt werden?
<u>Population:</u> Personen mit CU – kontrollierte Patienten
<u>Interventions:</u> Überwachungskoloskopie (surveillance colonoscopy), Biopsie (Anzahl), Chromoendoskopie, virtuelle Chromoendoskopie (NBI, FICE, i-Scan), random biopsy
<u>Comparisons:</u> Keine
<u>Outcomes:</u> RLD, Flat Adenoma, neoplasia/neoplasm, intraepithelial neoplasia IEN, dysplasia, DALM, ALM, cancer, grading risk of cancer, risk of malignancy/malignancies

1.3.2 Recherche in PubMed (12. März 2024)

AG 1		Diagnostik
1.3 Wann und wie soll eine Überwachungskoloskopie durchgeführt werden?		
Nr.	Query	Treffer
#1	Colitis, Ulcerative[MeSH] OR "inflammatory bowel diseases"[MeSH:noexp]	65.513
#2	Idiopathic Proctocolitis[tiab] OR Ulcerative Colitis[tiab] OR Colitis Gravis[tiab]	51.570
#3	#1 OR #2	82.347
#4	Diagnostic Techniques and Procedures[MeSH] OR Diagnos*[tiab] OR Screen*[tiab] OR Detect*[tiab] OR Test*[tiab] OR assay[tiab] OR indicat*[tiab] OR quantif*[tiab] OR search[tiab] OR analy*[tiab] OR method*[tiab] or assess*[tiab] OR check*[tiab]	22.180.642
#5	surveill*[tiab] OR monitor*[tiab] OR routine*[tiab] OR check-up[tiab] OR Screen*[tiab] OR random*[tiab]	3.895.215
#6	Colonoscopy[MeSH] OR Biopsy[MeSH] OR Colonoscop*[tiab] OR biops*[tiab] OR Chromoendoscop*[tiab] OR Capsule Endoscopy[MeSH] OR Capsule Endoscop*[tiab] OR Virtual Endoscop*[tiab] OR narrowed-spectrum endoscop*[tiab] OR narrow band imaging[tiab] OR flexible spectral imaging color enhancement*[tiab] OR FICE[tiab] OR i-Scan digital contrast*[tiab] OR I-SCAN[tiab] OR autofluorescence imaging[tiab] OR AFI[tiab] OR confocal laser endomicroscop*[tiab]	693.942
#7	#5 AND #6	119.872
#8	#4 AND #7	117.314
#9	#3 AND #8	2.450

#10	randomized controlled trial[pt] OR controlled clinical trial[pt] OR randomised[tiab] OR randomized[tiab] OR placebo[tiab] OR drug therapy[sh] OR randomly[tiab] OR trial[tiab] OR groups[tiab] OR Systematic Review[pt] OR Systematic Review[tiab] OR Systematic[sb] OR Meta-Analysis[pt] OR Meta-Analysis[tiab] OR Meta-Analysis[sb] OR Cochrane Database Syst Rev[Journal]	6.274.004
#11	animals[mh] NOT humans[mh]	5.201.224
#12	#10 NOT #11	5.523.303
#13	#9 AND #12 Filters: Meta-Analysis, Randomized Controlled Trial, Systematic Review, English, German, from 2016/12/13 - 2024/12/31	119

1.3.3 Ergebnis und PRISMA Flow Chart



1.4 Intraepitheloale Neoplasien

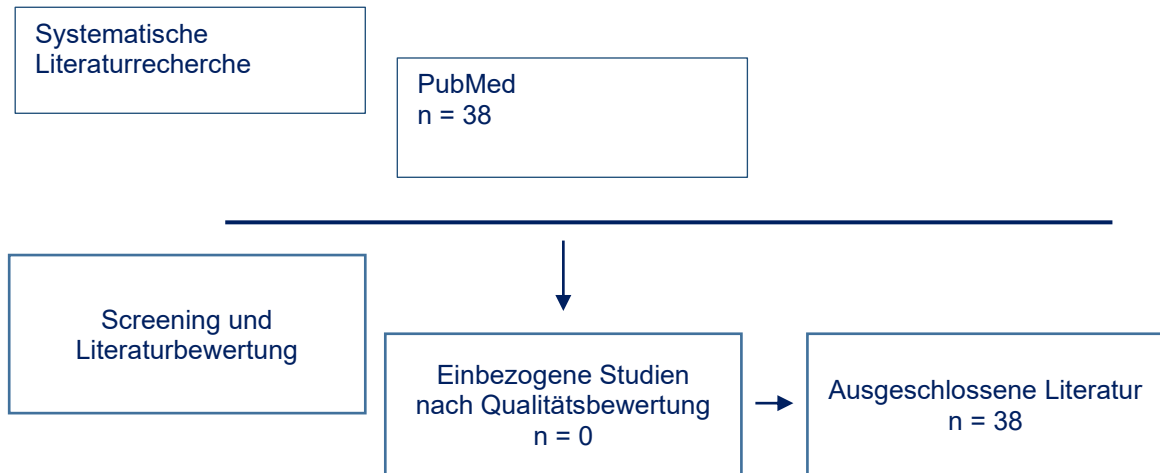
1.4.1 Schlüsselfrage

<p>1.4 Wie sollte bei histologischer Diagnosestellung einer niedriggradigen, bzw. hochgradigen IEN vorgegangen werden?</p> <p><u>Population:</u> Personen mit CU mit niedriggradigen bzw. hochgradigen intra-intestinale Neoplasien <u>Interventions:</u> Referenzpathologie (Inhouse oder extern), Therapie: Proktokolektomie, Kontrollen (Intervalle) <u>Comparisons:</u> Keine <u>Outcomes:</u> Diagnostische Genauigkeit (Sensitivität, Spezifität, positiver oder negativer prädiktiver Wert), Krankheitsaktivität, scores (MAYO, SCCAI, PUCAI), Quality of life (IBDQ, SIDQ), mucosal healing</p>

1.4.2 Recherche in PubMed (12. März 2024)

AG 1 Diagnostik		
1.4 Wie sollte bei histologischer Diagnosestellung einer niedriggradigen, bzw. hochgradigen IEN vorgegangen werden?		
Nr.	Query	Treffer
#1	Colitis, Ulcerative[MeSH] OR "inflammatory bowel diseases"[MeSH:noexp]	65.513
#2	Idiopathic Proctocolitis[tiab] OR Ulcerative Colitis[tiab] OR Colitis Gravis[tiab]	51.570
#3	#1 OR #2	82.347
#4	Carcinoma in Situ[MeSH:noexp] OR Adenocarcinoma in Situ[MeSH] OR Neoplasms[MeSH] OR Intraepithelial Neoplas*[tiab] OR "IEN"[tiab]	3.945.556
#5	Neoplasm Grading[MeSH] OR Classif*[tiab] OR Grad*[tiab] OR differential*[tiab] OR Scor*[tiab]	3.766.978
#6	#4 AND #5	1.469
#7	#3 AND #6	960
#8	randomized controlled trial[pt] OR controlled clinical trial[pt] OR randomised[tiab] OR randomized[tiab] OR placebo[tiab] OR drug therapy[sh] OR randomly[tiab] OR trial[tiab] OR groups[tiab] OR Systematic Review[pt] OR Systematic Review[tiab] OR Systematic[sb] OR Meta-Analysis[pt] OR Meta-Analysis[tiab] OR Meta-Analysis[sb] OR Cochrane Database Syst Rev[Journal]	6.274.004
#9	animals[mh] NOT humans[mh]	5.201.224
#10	#8 NOT #9	5.523.303
#11	#7 AND #10 Filters: Meta-Analysis, Randomized Controlled Trial, Systematic Review, English, German, Humans, from 2016/12/13 - 2024/12/31	38

1.4.3 Ergebnis und PRISMA Flow Chart



1.5 Histologische Heilung (neue SF)

1.5.1 Schlüsselfrage

Chromo
<u>Population:</u> Patienten mit aktiver Colitis ulcerosa
<u>Interventions:</u> Mukosaheilung/Histologische Heilung unter Therapie (konventionell sowie Biologika/Small Molecules)
<u>Comparisons:</u> Keine Mukosaheilung/Histologische Heilung unter Therapie (konventionell sowie Biologika/Small Molecules)
<u>Outcomes:</u> Langfristiger Krankheitsverlauf (Steroidfreiheit, Remission, Relapse, Karzinomentstehung), Hospitalisierung, Kolektomieate, Lebensqualität, PRO

1.5.2 Recherche in PubMed (15. Mai 2024)

Sollte die endoskopische und/oder histologische Heilung ein Therapieziel bei der Behandlung von Patienten mit aktiver Colitis ulcerosa darstellen?		
Nr.	Query	Treffer
#1	Colitis, Ulcerative[MeSH] OR "inflammatory bowel diseases"[MeSH:noexp]	70.239
#2	Idiopathic Proctocolitis[tiab] OR Ulcerative Colitis[tiab] OR Colitis Gravis[tiab]	52.223
#3	#1 OR #2	83.223
#4	mucosal healing[tiab] OR endoscopic remission[tiab]	3.768
#5	histological healing[tiab] OR histological remission[tiab]	679
#6	steroid-free remission[tiab] OR Glucocorticoid-free remission[tiab] OR hospitalization[tiab] OR hospitalisation[tiab] OR colectomy[tiab] OR quality of life[tiab] OR patient-reported outcomes[tiab] OR urgency[tiab] OR dysplasia[tiab] OR cancer[tiab]	2.910.777

#7	#4 AND #5	179
#8	#6 AND #7	45
#9	#3 AND #8	38
#10	randomized controlled trial[pt] OR controlled clinical trial[pt] OR randomised[tiab] OR randomized[tiab] OR placebo[tiab] OR drug therapy[sh] OR randomly[tiab] OR trial[tiab] OR groups[tiab] OR Systematic Review[pt] OR Systematic Review[tiab] OR Systematic[sb] OR Meta-Analysis[pt] OR Meta-Analysis[tiab] OR Meta-Analysis[sb] OR Cochrane Database Syst Rev[Journal]	6.335.769
#11	animals[mh] NOT humans[mh]	5.219.902
#12	#10 NOT #11	5.580.253
#13	#9 AND #12 Filters: in the last 10 years, English, German, Humans	15

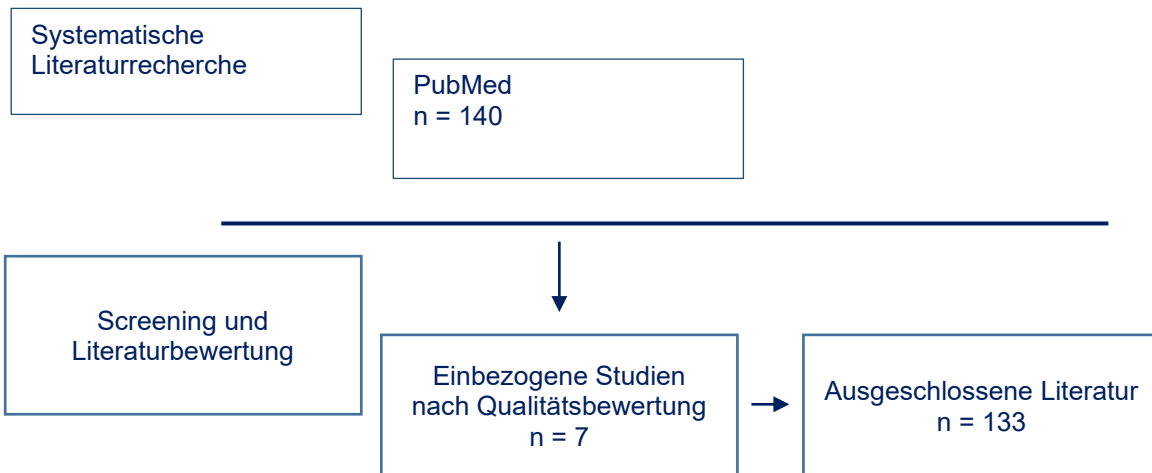
Aktualisierte Recherche am 26. Juli 2024

Chromo
<u>Population:</u> Patienten mit aktiver Colitis ulcerosa
<u>Interventions:</u> Mukosaheilung unter Therapie (konventionell sowie Biologika/Small Molecules)
<u>Comparisons:</u> Keine Mukosaheilung unter Therapie (konventionell sowie Biologika/Small Molecules)
<u>Outcomes:</u> Langfristiger Krankheitsverlauf (Steroidfreiheit, klinische Remission, symptomatische Remission, Rezidiv, Karzinomentstehung, Hospitalisierung, Kolektomieerate, Lebensqualität, PRO)

Sollte die Mukosaheilung ein Therapieziel bei der Behandlung von Patienten mit aktiver Colitis ulcerosa darstellen?		
Nr.	Query	Treffer
#1	Colitis, Ulcerative[MeSH] OR "inflammatory bowel diseases"[MeSH:noexp]	70.950
#2	Idiopathic Proctocolitis[tiab] OR Ulcerative Colitis[tiab] OR Colitis Gravis[tiab]	52.938
#3	#1 OR #2	84.339
#4	mucosal healing[tiab] OR endoscopic remission[tiab]	3.844
#5	steroid-free remission[tiab] OR Glucocorticoid-free remission[tiab] OR clinical remission[tiab] OR symptomatic remission[tiab] OR hospitalization[tiab] OR hospitalisation[tiab] OR colectomy[tiab] OR quality of life[tiab] OR patient-reported outcomes[tiab] OR urgency[tiab] OR dysplasia[tiab] OR cancer[tiab]	2.960.697
#6	#4 AND #5	1.538
#7	#3 AND #6	986

#8	randomized controlled trial[pt] OR controlled clinical trial[pt] OR randomised[tiab] OR randomized[tiab] OR placebo[tiab] OR drug therapy[sh] OR randomly[tiab] OR trial[tiab] OR groups[tiab] OR Systematic Review[pt] OR Systematic Review[tiab] OR Systematic[sb] OR Meta-Analysis[pt] OR Meta-Analysis[tiab] OR Meta-Analysis[sb] OR Cochrane Database Syst Rev[Journal]	6.405.622
#9	animals[mh] NOT humans[mh]	5.240.074
#10	#8 NOT #9	5.644.693
#11	#7 AND #10 Filters: in the last 10 years, Meta-Analysis, Randomized Controlled Trial, Systematic Review, English, German, Humans	140

1.5.3 Ergebnis und PRISMA Flow Chart



1.6 Chromoendoskopie (neue SF)

1.6.1 Schlüsselfrage

Sollte die hochauflösende virtuelle Chromoendoskopie in Kombination mit gezielten Biopsien als gleichrangige Alternative zur hochauflösenden Weißlichtendoskopie durchgeführt werden?
<u>Population:</u> Patienten mit langjährig bestehender Colitis ulcerosa
<u>Interventions:</u> Virtuelle Chromoendoskopie
<u>Comparisons:</u> Farbstoffbasierte Chromoendoskopie, HD-WLE
<u>Outcomes:</u> Dysplasiedetektionsrate

1.6.2 Recherche in PubMed (15. Mai 2024)

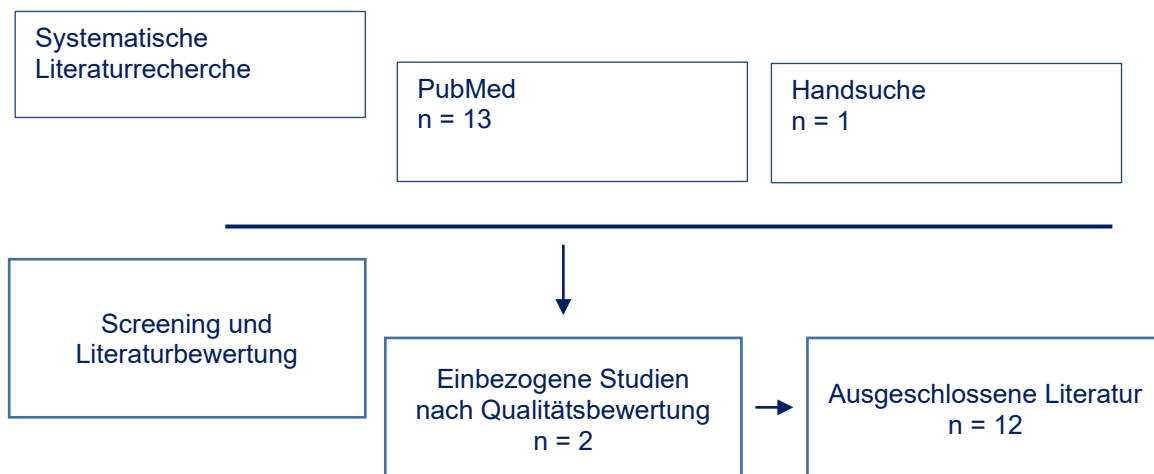
Sollte die hochauflösende virtuelle Chromoendoskopie in Kombination mit gezielten Biopsien als gleichrangige Alternative zur hochauflösenden Weißlichtendoskopie durchgeführt werden?		
Nr.	Query	Treffer
#1	Colitis, Ulcerative[MeSH] OR "inflammatory bowel diseases"[MeSH:noexp]	70.239
#2	Idiopathic Proctocolitis[tiab] OR Ulcerative Colitis[tiab] OR Colitis Gravis[tiab]	52.223

#3	#1 OR #2	83.223
#4	Virtual Endoscopy[tiab] OR narrowed-spectrum endoscopy[tiab] OR narrow band imaging[tiab] OR flexible spectral imaging color enhancement*[tiab] OR FICE[tiab] OR i-Scan digital contrast*[tiab] OR I-SCAN[tiab] OR autofluorescence imaging[tiab] OR AFI[tiab]	5.923
#5	Chromoendoscop*[tiab]	1.604
#6	Carcinoma in Situ[MeSH:noexp] OR Adenocarcinoma in Situ[MeSH] OR Neoplasms[MeSH] OR Intraepithelial Neoplas*[tiab] OR "IEN"[tiab] OR "dysplasia" OR "cancer"	5.107.906
#7	#4 AND #5	526
#8	#6 AND #7	421
#9	#3 AND #8	61
#10	randomized controlled trial[pt] OR controlled clinical trial[pt] OR randomised[tiab] OR randomized[tiab] OR placebo[tiab] OR drug therapy[sh] OR randomly[tiab] OR trial[tiab] OR groups[tiab] OR Systematic Review[pt] OR Systematic Review[tiab] OR Systematic[sb] OR Meta-Analysis[pt] OR Meta-Analysis[tiab] OR Meta-Analysis[sb] OR Cochrane Database Syst Rev[Journal]	6.335.769
#11	animals[mh] NOT humans[mh]	5.219.902
#12	#10 NOT #11	5.580.253
#13	#9 AND #12 Filters: in the last 10 years, English, German, Humans	13

1.6.3 Handsuche

Feuerstein et al. 2019, Meta Analyse Chromo GIE

1.6.4 Ergebnis und PRISMA Flow Chart



1.7 Darmsonografie (Empfehlung 2.18) (neue SF)

1.7.1 Schlüsselfrage

Sollte bei Patientinnen und Patienten mit aktiver Colitis ulcerosa zur Erfassung der Krankheitsaktivität und zur Verlaufskontrolle eine Darmsonographie durchgeführt werden?
<u>Population:</u>
<u>Interventions:</u>
<u>Comparisons:</u>
<u>Outcomes:</u>

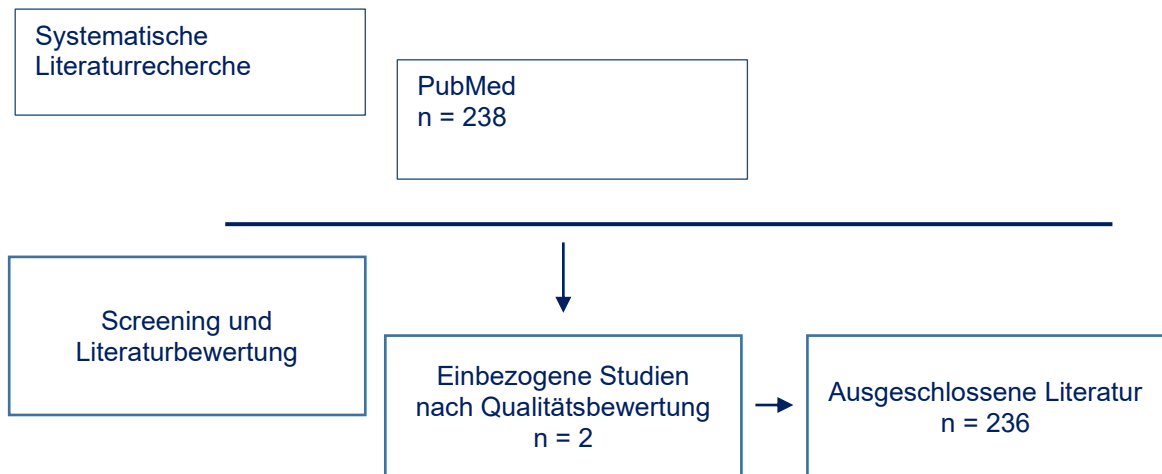
1.7.2 Recherche in Pubmed (17. September 2024)

Sollte bei endoskopischer Remission und fehlenden Zeichen einer Entzündung bei klinischen Beschwerden (z.B. Durchfall) eine Therapiemodifikation erfolgen?		
Nr.	Query	Treffer
#1	MeSH descriptor: [Inflammatory Bowel Diseases] this term only	974
#2	MeSH descriptor: [Colitis, Ulcerative] explode all trees	2.269
#3	(Idiopathic Proctocolitis OR Ulcerative Colitis OR Colitis Gravis):ti,ab,kw	6.814
#4	#1 OR #2 OR #3	7.402
Intervention		
#5	MeSH descriptor: [Intestines] explode all trees	8.629
#6	(intestinal OR abdominal OR intestine OR bowel):ti,ab,kw	95.827
#7	#5 OR #6	99.141
#8	MeSH descriptor: [Ultrasonography] explode all trees	19.504
#9	(ultrasound* OR ultra sound* OR ultrasonic* OR sonogram* OR sonograph* OR ultrasonogram* OR ultrasonograph* OR echograph* OR Echotomograph*):ti,ab,kw	65.701
#10	#8 OR #9	71.165
#11	#7 AND #10	6.454
#12	(IUS):ti,ab,kw	594
#13	#11 OR #12	7.027
#18	#4 AND #13	45
Filter		
#19	#18 with Cochrane Library publication date from Jan 2014 to present	39

Sollte bei Patientinnen und Patienten mit aktiver Colitis ulcerosa zur Erfassung der Krankheitsaktivität und zur Verlaufskontrolle eine Darmsonographie durchgeführt werden?		
Population		
#1	Colitis, Ulcerative[MeSH] OR "inflammatory bowel diseases"[MeSH:noexp]	71.566
#2	Idiopathic Proctocolitis[tiab] OR Ulcerative Colitis[tiab] OR Colitis Gravis[tiab]	53.518
#3	#1 OR #2	85.168

Intervention		
#4	"Intestines/diagnostic imaging"[MeSH] OR "Ultrasonography/methods"[MeSH] OR IUS[tiab]	120.534
#5	intestinal[tiab] OR abdominal[tiab] OR intestine[tiab] OR bowel[tiab]	907.049
#6	Ultrasonography[Mesh] OR ultrasound*[tiab] OR ultra sound*[tiab] OR ultrasonic*[tiab] OR sonogram*[tiab] OR sonograph*[tiab] OR ultrasonogram*[tiab] OR ultrasonograph*[tiab] OR echograph*[tiab] OR Echotomograph*[tiab]	782.724
#7	#5 AND #6	60.956
#8	#4 OR #7	175.283
#9	#3 AND #8	1.577
Filter		
#10	animals[mh] NOT humans[mh]	5.257.906
#11	#9 NOT #10	1.517
#12	randomized controlled trial[pt] OR controlled clinical trial[pt] OR randomised[tiab] OR randomized[tiab] OR placebo[tiab] OR drug therapy[sh] OR randomly[tiab] OR trial[tiab] OR groups[tiab] OR Systematic Review[pt] OR Systematic Review[tiab] OR Systematic[sb] OR Meta-Analysis[pt] OR Meta-Analysis[tiab] OR Meta-Analysis[sb] OR Cochrane Database Syst Rev[Journal]	6.460.395
#13	#11 AND #12	350
#14	#13, Abstract available, Publication date last 10 years, English, German	201

1.7.3 Ergebnis und PRISMA Flow Chart



1.8 Remissionserhaltende Therapie (Empfehlung 2.16) (neue SF)

1.8.1 Schlüsselfrage

<p>Population: Patienten mit in Remission befindlicher Colitis ulcerosa Interventions: Beendigung der Therapie (konventionell sowie Biologika/Small Molecules) Comparisons: Keine Beendigung der Therapie (konventionell sowie Biologika/Small Molecules) Outcomes: Langfristiger Krankheitsverlauf (Steroidfreiheit, klinische Remission, symptomatische Remission, Rezidiv, Karzinomentstehung, Hospitalisierung, Kolektomierate, Lebensqualität, PRO)</p>

1.8.2 Recherche in PubMed (18. Oktober 2024)

Nr.	Query	Treffer
#1	Colitis, Ulcerative[MeSH] OR "inflammatory bowel diseases"[MeSH:noexp]	70.239
#2	stopping [tiab] OR exit [tiab] OR de-escalation [tiab] OR ending [tiab] OR reducing [tiab] OR discontinuing [tiab] AND endoscopic remission[tiab] OR steroid-free remission[tiab] OR Glucocorticoid-free remission[tiab] OR clinical remission[tiab] OR symptomatic remission[tiab] OR hospitalization[tiab] OR hospitalisation[tiab] OR colectomy[tiab] OR quality of life[tiab] OR patient-reported outcomes[tiab] OR urgency[tiab] OR dysplasia[tiab] OR cancer[tiab]	3.010.463
#3	#1 AND #2	14.136
#4	randomized controlled trial[pt] OR controlled clinical trial[pt] OR randomised[tiab] OR randomized[tiab] OR placebo[tiab] OR drug therapy[sh] OR randomly[tiab] OR trial[tiab] OR groups[tiab] OR Systematic Review[pt] OR Systematic Review[tiab] OR Systematic[sb] OR Meta-Analysis[pt] OR Meta-Analysis[tiab] OR Meta-Analysis[sb] OR Cochrane Database Syst Rev[Journal]	6.497.635
#5	animals[mh] NOT humans[mh]	5.267.213
#6	#4 NOT #5	5.728.965
#7	#3 AND #6 Filters: Meta-Analysis in the last 5 years, Humans, English, German in the last 10 years, English, German, Humans	218

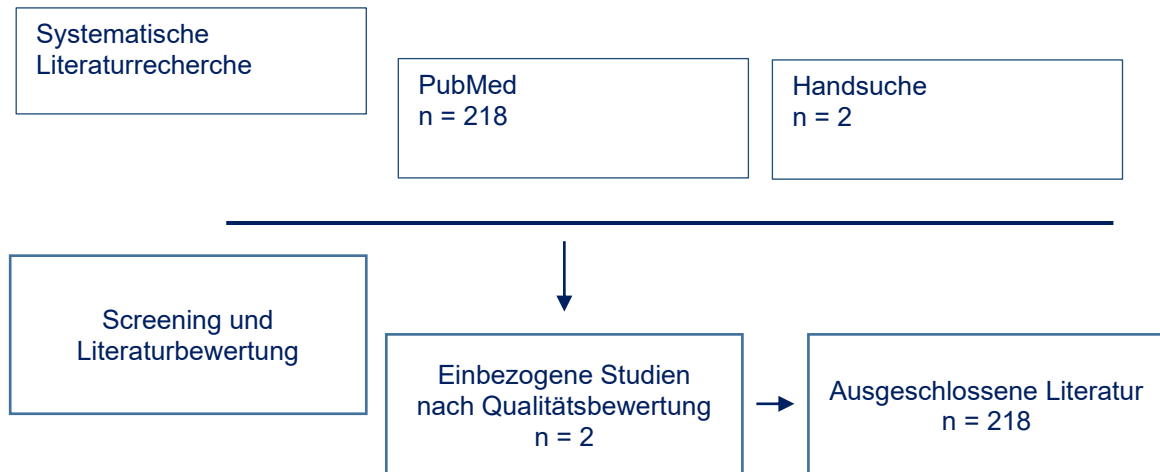
1.8.3 Handsuche

Hawthorne AB, Logan RF, Hawkey CJ, Foster PN, Axon AT, Swarbrick ET, Scott BB, Lennard-Jones JE. Randomised controlled trial of azathioprine withdrawal in ulcerative colitis. *BMJ*. 1992 Jul 4;305(6844):20-2. doi: 10.1136/bmj.305.6844.20. PMID: 1638191; PMCID: PMC1882467.

Kobayashi T, Motoya S, Nakamura S, Yamamoto T, Nagahori M, Tanaka S, Hisamatsu T, Hirai F, Nakase H, Watanabe K, Matsumoto T, Tanaka M, Abe T, Suzuki Y, Watanabe M, Hibi T; HAYABUSA Study Group. Discontinuation of infliximab in patients with ulcerative colitis in

remission (HAYABUSA): a multicentre, open-label, randomised controlled trial. Lancet Gastroenterol Hepatol. 2021 Jun;6(6):429-437. doi: 10.1016/S2468-1253(21)00062-5. Epub 2021 Apr 20. PMID: 33887262.

1.8.4 Ergebnis und PRISMA Flow Chart



2. Recherchen zum Thema Schub und Remissionserhaltung

2.1 Proktitis/ Linksseitenkolitis/ Pancolitis

2.1.1 Schlüsselfrage

2.1 Wie soll eine leicht-bis mittelgradig aktive Proktitis/ Linksseitenkolitis/ Pancolitis behandelt werden?
2.2 Wie soll eine mittelschwere bis schwere Proktitis/ Linksseitenkolitis/ Pancolitis behandelt werden?

Population: Patienten mit Proktitis / Pancolitis, Linksseitenkolitis (leicht – mittelgradig bzw. mittelschwer – schwer)

Interventions:

Medikation: Antibodies, Infliximab, Infliximab biosimilar, Adalimumab, Ustekinumab, Eldelumab, Vedolizumab, Golimumab, biological therapy, Purines, cyclosporine, tacrolimus, aminosalicylic acids, Sulfasalazine, AVX-470, AJM300, steroids, Second generation steroids, Ozanimod, sphingosine-1-phosphate (S1P), receptor targeting compounds, Budesonide MMX, Tofacitinib, Filgotinib, Etrolizumab, Phosphatidylcholine, CTP13, SB2, Methotrexate

Therapien: Leukapheresis, Fecal microbiota transplantation

Comparisons: –

Outcomes: Krankheitsaktivität, scores (MAYO, SCCAI, PUCAI), Quality of life (IBDQ, SIDQ), mucosal healing, adverse events, toxic megacolon, Trough level

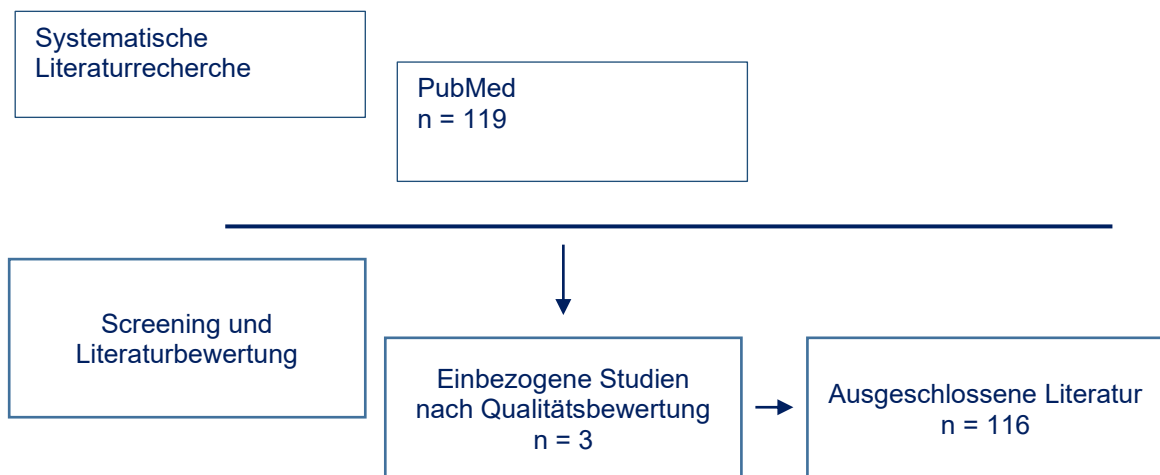
2.1.2 Recherche in PubMed (12. März 2024)

2.1 und 2.2 Wie soll eine leicht-bis mittelgradig aktive bzw. mittelschwere bis schwere Proktitis/ Linksseitenkolitis/ Pancolitis behandelt werden?		
Nr.	Query	Treffer
#1	Colitis, Ulcerative[MeSH] OR "inflammatory bowel diseases"[MeSH:noexp]	69.513
#2	Idiopathic Proctocolitis[tiab] OR Ulcerative Colitis[tiab] OR Colitis Gravis[tiab]	51.570
#3	pancolitis[tiab] OR colitis[tiab] OR proctitis[tiab]	87.774
#4	severe[tiab] OR severity[tiab]	1.680.059
#5	(#1 OR #2) AND #3 AND #4	9.182
Interventionen		
#6	"AVX-470" [Supplementary Concept] OR AVX-470[tiab]	5
#7	"CT-P13"[Supplementary Concept] OR "CT-P13"[tiab] OR CTP13[tiab] OR inflectra[tiab] OR SB2[tiab] OR Remsima[tiab] OR Flixabi[tiab] OR "Biosimilar Pharmaceuticals"[MeSH] OR "Pharmaceuticals, Biosimilar"[tiab] OR Biosimilar*[tiab]	6.492
#8	"Infliximab"[MeSH] OR infliximab[tiab] OR "MAb cA2"[tiab] OR "Monoclonal Antibody cA2"[tiab] OR "Antibody cA2, Monoclonal"[tiab] OR "cA2, Monoclonal Antibody"[tiab] OR "Remicade"[tiab] OR originator[tiab]	19.559
#9	"Adalimumab"[MeSH] OR Adalimumab[tiab] OR "D2E7 Antibody"[tiab] OR Humira[tiab]	11.504
#10	Etrolizumab[tiab] OR "rhuMAb Beta7" [Supplementary Concept] OR "rhuMAb Beta7"[tiab] OR PRO145223[tiab]	98
#11	Golimumab [Supplementary Concept] OR golimumab[tiab] OR Simponi[tiab]	1.698
#12	("Aminosalicylic Acids"[MeSH] OR "Aminosalicylic Acid"[MeSH] OR ASA*[tiab] OR Aminosalicyl*[tiab] OR 5-ASA[tiab] OR Rezipas[tiab] OR Pamisyl[tiab] OR ((meta[tiab] OR para[tiab] OR acid*[tiab] OR salt[tiab] OR monolithium*[tiab] OR monopotassium*[tiab] OR monosodium*[tiab] Alumino*[tiab]) AND (Aminosalicyl*[tiab] OR ASA[tiab]))	43.772
#13	(Sulfasalazine[MeSH] OR Sulfasalazin*[tiab] OR Sulphasalazin*[tiab] OR Salicylazosulfapyridine[tiab] OR Salazosulfapyridine[tiab] OR Colo-Pleon[tiab] OR "Colo Pleon"[tiab] OR Pleon[tiab] OR "ratio-Sulfasalazine"[tiab] OR "ratio Sulfasalazine"[tiab] OR Ulcol[tiab] OR Ucline[tiab] OR Azulfidine[tiab] OR Azulfadine[tiab] OR Salazopyrin OR Pyralin*[tiab] OR Asulfidine[tiab] OR Azulfidin*[tiab])	7.315
#14	(Mesalamine[MeSH] OR Mesalamin*[tiab] OR (Mesalamin*[tiab] AND (Monosodium[tiab] OR Salt[tiab])) OR Mesalazine[tiab] OR Fivasa[tiab] OR Mesasal[tiab] OR Pentasa[tiab] OR Rowasa[tiab] OR Asacol*[tiab] OR Ascolitin[tiab] OR Canasa[tiab] OR Salofalk[tiab] OR Claversal[tiab] OR Lixacol[tiab])	5.352
#15	Janus Kinases[MeSH] OR JAK*[tiab] OR "janus kinase"[tiab] OR janus-kinase[tiab]	31.607
#16	Filgotinib[tiab] OR GLPG0634[tiab]	309
#17	Tofacitinib [Supplementary Concept] OR tofacitinib[tiab] OR tasocitinib[tiab] OR Xeljanz[tiab] OR Jakvinus[tiab] OR "CP 690,550"[tiab] OR CP690550[tiab] OR "CP-690550"[tiab] OR "CP 690550"[tiab] OR "CP-690,550"[tiab]	3.230
#18	Glucocorticoids[MeSH] OR glucocorticoid*[tiab] OR "Glucocorticoid Effect*"[tiab] OR steroid*[tiab] OR corticoid*[tiab] OR ((cortico*[tiab] OR hormone[tiab] OR generation[tiab]) AND steroid*[tiab])	382.715
#19	Beclomethasone[MeSH] OR Beclomethason*[tiab] OR Beclometason*[tiab] OR ((Beclomethasone[tiab] OR Beclometason[tiab]) AND Dipropionate[tiab]) OR Beclamet[tiab] OR "Beclor Asma"[tiab] OR "Beclor AZU"[tiab] OR Beclocort[tiab] OR Beclomet[tiab] OR Beclorhinol[tiab] OR Becloturmant[tiab] OR Sanasthmax[tiab] OR Beclovent[tiab] OR Beconase[tiab] OR Beclforte[tiab] OR Becodisk[tiab] OR Becotide[tiab] OR Propaderm[tiab] OR Sanasthmyl[tiab] OR Becodisks[tiab] OR "Beconase AQ"[tiab] OR Bronchocort[tiab] OR Junik[tiab] OR Qvar[tiab] OR Aerobec*[tiab] OR	4.136

	Beclazone*[tiab] OR Ecobec[tiab] OR Filair*[tiab] OR "Nasobec Aqueous"[tiab] OR Prolair[tiab] OR "Respocort"[tiab] OR Ventolair[tiab] OR Vancenase[tiab] OR Vanceril[tiab] OR Aldecin[tiab] OR Viarin[tiab] OR "Apo-Beclomethasone"[tiab]	
#20	Dexamethasone[MeSH] OR Dexamethason*[tiab] OR Dexametason*[tiab] OR Hexadecadrol[tiab] OR Methylfluorprednisolone[tiab] OR Decameth[tiab] OR Decaspray[tiab] OR Dexasone[tiab] OR Dexpak[tiab] OR Maxidex[tiab] OR Millicorten[tiab] OR Oradexon[tiab] OR Decaject[tiab] OR Decaject*[tiab] OR Hexadrol[tiab]	82.503
#21	Budesonide[MeSH] OR Budesonid*[tiab] OR Pulmicort[tiab] OR MMX[tiab] OR Horacort[tiab] OR Rhinocort[tiab]	7.712
#22	Eldelumab[tiab] OR Anti-IP-10[tiab]	43
#23	Ustekinumab[MeSH] OR Ustekinumab[tiab] OR Stelara[tiab] OR "CNTO 1275"[tiab] OR "CNTO-1275"[tiab] OR CNTO1275[tiab]	3.422
#24	"Vedolizumab" [Supplementary Concept] OR Vedolizumab[tiab] OR Entyvio[tiab] OR MLN0002[tiab]	2.055
#25	"AJM300" [Supplementary Concept] OR AJM300[tiab] OR "Integrin alpha4"[MeSH] OR "Integrin alpha4"[tiab]	1.246
#26	Cyclosporine[MeSH] OR cyclosporin*[tiab] OR Ciclosporin*[tiab] OR Neoral[tiab] OR CyA-NOF[tiab] OR "CyA NOF"[tiab] OR Sandimmun*[tiab] OR CsA-Neoral[tiab] OR "CsA Neoral" OR CsANeoral[tiab] OR "OL 27-400"[tiab] OR "OL 27 400"[tiab] OR "OL 27400"[tiab]	62.740
#27	Methotrexate[MeSH] OR Methotrexate[tiab] OR Amethopterin[tiab] OR Mexate[tiab]	61.879
#28	Tacrolimus[MeSH] OR tacrolimus[tiab] OR Prograf*[tiab] OR "FR-900506"[tiab] OR "FR 900506"[tiab] OR FR900506[tiab] OR "FK-506"[tiab] OR "FK 506"[tiab] OR "FK506"[tiab]	29.603
#29	"Purines"[MeSH] OR Purin*[tiab]	578.160
#30	Phosphatidylcholines[MeSH] Or phosphatidylcholin*[tiab] OR ((cholin*[tiab]) AND (phosphoglycerid[tiab] OR glycerol*[tiab])) OR lecithin*[tiab]	22.253
#31	"Leukapheresis"[MeSH] OR Leukapher*[tiab] OR Leukocytopher*[tiab] OR Leukopher*[tiab] OR Leukocytapher*[tiab] OR Lymphapher*[tiab] OR Lymphocytopher*[tiab] OR Lymphopher*[tiab] OR Lymphocytapher*[tiab]	5.118
#32	Probiotics[MeSH] OR probiotic*[tiab]	46.258
#33	"Receptors, Lysosphingolipid"[MeSH] OR ((sphingosin*[tiab]) AND (phosphat*[tiab] OR receptor*[tiab])) OR S1P[tiab] OR Ozanimod [Supplementary Concept] OR Ozanimod[tiab] OR RPC1063[tiab] OR Etrasimod[tiab] OR APD334[tiab]	10.605
#34	"Fecal Microbiota Transplantation"[MeSH] OR (Fecal[tiab] OR intestinal[tiab] OR microbiot*[tiab]) AND (Transplant*[tiab] OR transfer*[tiab])) OR ((Transplantation*[tiab] OR transfer[tiab] OR Donor[tiab] OR Infusion[tiab]) AND (Feces[tiab])	1940
#35	"Azathioprine"[MeSH] OR Azahtioprin*[tiab] OR Imurel[tiab] OR Imuran[tiab] OR Immuran[tiab] OR Azafalk[tiab] OR Azaimmun[tiab] OR Azarek[tiab] OR Colinsan[tiab] OR Immunoprin[tiab] OR Imurek[tiab] OR Zytrim[tiab]	15.572
#36	#6 OR #7 OR #8 OR #9 OR #10 OR #11 OR #12 OR #13 OR #14 OR #15 OR #16 OR #17 OR #18 OR #19 OR #20 OR #21 OR #22 OR #23 OR #24 OR #25 OR #26 OR #27 OR #28 OR #29 OR #30 OR #31 OR #32 OR #33 OR #34 OR #35	1.324.792
Filter		
#37	#5 AND #36	3.647

#38	randomized controlled trial[pt] OR controlled clinical trial[pt] OR randomised[tiab] OR randomized[tiab] OR placebo[tiab] OR drug therapy[sh] OR randomly[tiab] OR trial[tiab] OR groups[tiab] OR Systematic Review[pt] OR Systematic Review[tiab] OR Systematic[sb] OR Meta-Analysis[pt] OR Meta-Analysis[tiab] OR Meta-Analysis[sb] OR Cochrane Database Syst Rev[Journal]	6.274.004
#39	animals[mh] NOT humans[mh]	5.201.224
#40	#38 NOT #39	5.523.303
#41	#37 AND #40 Filters: Meta-Analysis, Randomized Controlled Trial, Systematic Review, English, German, Humans, from 2016/12/8 - 2024/12/31	119

2.1.3 Ergebnis und PRISMA Flow Chart



2.2 Steroidrefraktärer Krankheitsverlauf

2.2.1 Schlüsselfrage

Welche Therapie soll bei steroidrefraktärem Krankheitsverlauf erfolgen?
<p>Population: Patienten mit steroidrefraktärer Colitis ulcerosa</p> <p>Interventions:</p> <p><i>Medikation:</i> Antibodies, Infliximab, Infliximab biosimilar, Adalimumab, Ustekinumab, Eldelumab, Vedolizumab, Golimumab, biological therapy, Purines, cyclosporine, tacrolimus, aminosalicylic acids, Sulfasalazine, AVX-470, AJM300, steroids, Second generation steroids, Ozanimod, sphingosine-1-phosphate (S1P), receptor targeting compounds, Budesonide MMX, Tofacitinib, Filgotinib, Etrolizumab, Phosphatidylcholine, CTP13, SB2, Methotrexate</p> <p><i>Therapien:</i> Leukapheresis, Fecal microbiota transplantation</p> <p>Comparisons: –</p> <p>Outcomes: Krankheitsaktivität, scores (MAYO, SCCAI, PUCAI), Quality of life (IBDQ, SIDQ), mucosal healing, adverse events, toxic megacolon, Trough level</p>

2.2.2 Recherche in PubMed (12. März 2024)

Welche Therapie soll bei steroidrefraktärem Krankheitsverlauf erfolgen?		
Nr.	Query	Treffer
#1	Colitis, Ulcerative[MeSH] OR "inflammatory bowel diseases"[MeSH:noexp]	69.513
#2	Idiopathic Proctocolitis[tiab] OR Ulcerative Colitis[tiab] OR Colitis Gravis[tiab]	51.570
#3	(steroid*[tiab] OR glucocorticoid*[tiab]) AND (refract*[tiab] OR resist*[tiab] OR unmanageable[tiab] OR obstinate[tiab])	27.394
#4	(#1 OR #2) AND #3	1.129
Interventionen		
#5	"AVX-470" [Supplementary Concept] OR AVX-470[tiab]	5
#6	"CT-P13"[Supplementary Concept] OR "CT-P13"[tiab] OR CTP13[tiab] OR inflectra[tiab] OR SB2[tiab] OR Remsima[tiab] OR Flixabi[tiab] OR "Biosimilar Pharmaceuticals"[MeSH] OR "Pharmaceuticals, Biosimilar"[tiab] OR Biosimilar*[tiab]	6492
#7	"Infliximab"[MeSH] OR infliximab[tiab] OR "MAb cA2"[tiab] OR "Monoclonal Antibody cA2"[tiab] OR "Antibody cA2, Monoclonal"[tiab] OR "cA2, Monoclonal Antibody"[tiab] OR "Remicade"[tiab] OR originator[tiab]	19.559
#8	"Adalimumab"[MeSH] OR Adalimumab[tiab] OR "D2E7 Antibody"[tiab] OR Humira[tiab]	11.504
#9	Etrolizumab[tiab] OR "rhuMAb Beta7" [Supplementary Concept] OR "rhuMAb Beta7"[tiab] OR PRO145223[tiab]	98
#10	Golimumab [Supplementary Concept] OR golimumab[tiab] OR Simponi[tiab]	1.698
#11	"Aminosalicylic Acids"[MeSH] OR "Aminosalicylic Acid"[MeSH] OR ASA*[tiab] OR Aminosalicyl*[tiab] OR 5-ASA[tiab] OR Rezipas[tiab] OR Pamisyl[tiab] OR ((meta[tiab] OR para[tiab] OR acid*[tiab] OR salt[tiab] OR monolithium*[tiab] OR monopotassium*[tiab] OR monosodium*[tiab] Alumino*[tiab]) AND (Aminosalicyl*[tiab] OR ASA[tiab])	39.609
#12	Sulfasalazine[MeSH] OR Sulfasalazin*[tiab] OR Sulphasalazin*[tiab] OR Salicylazosulfapyridine[tiab] OR Salazosulfapyridine[tiab] OR Colo-Pleon[tiab] OR "Colo Pleon"[tiab] OR Pleon[tiab] OR "ratio-Sulfasalazine"[tiab] OR "ratio Sulfasalazine"[tiab] OR Ulcol[tiab] OR	7.315

	Ucine[tiab] OR Azulfidine[tiab] OR Azulfadine[tiab] OR Salazopyrin OR Pyralin*[tiab] OR Asulfidine[tiab] OR Azulfidin*[tiab]	
#13	Mesalamine[MeSH] OR Mesalamin*[tiab] OR (Mesalamin*[tiab] AND (Monosodium[tiab] OR Salt[tiab])) OR Mesalazine[tiab] OR Fivasa[tiab] OR Mesasal[tiab] OR Pentasa[tiab] OR Rowasa[tiab] OR Asacol*[tiab] OR Ascolitin[tiab] OR Canasa[tiab] OR Salofalk[tiab] OR Claversal[tiab] OR Lixacol[tiab]	5.352
#14	Janus Kinases[MeSH] OR JAK*[tiab] OR "janus kinase"[tiab] OR janus-kinase[tiab]	31.607
#15	Filgotinib[tiab] OR GLPG0634[tiab]	309
#16	Tofacitinib [Supplementary Concept] OR tofacitinib[tiab] OR tasocitinib[tiab] OR Xeljanz[tiab] OR Jakvinus[tiab] OR "CP 690,550"[tiab] OR CP690550[tiab] OR "CP-690550"[tiab] OR "CP 690550"[tiab] OR "CP-690,550"[tiab]	3230
#17	Glucocorticoids[MeSH] OR glucocorticoid*[tiab] OR "Glucocorticoid Effect*" [tiab] OR steroid*[tiab] OR corticoid*[tiab] OR ((cortico*[tiab] OR hormone[tiab] OR generation[tiab]) AND steroid*[tiab])	382.715
#18	Beclomethasone[MeSH] OR Beclomethason*[tiab] OR Beclometason*[tiab] OR ((Beclomethasone[tiab] OR Beclometason[tiab]) AND Dipropionate[tiab])) OR Beclamet[tiab] OR "Beclor Asma"[tiab] OR "Beclor AZU"[tiab] OR Beclocort[tiab] OR Beclomet[tiab] OR Beclorhinol[tiab] OR Becloturmant[tiab] OR Sanasthmax[tiab] OR Beclotent[tiab] OR Beconase[tiab] OR Becloforte[tiab] OR Becodisk[tiab] OR Becotide[tiab] OR Propaderm[tiab] OR Sanasthmyl[tiab] OR Becodisks[tiab] OR "Beconase AQ"[tiab] OR Bronchocort[tiab] OR Junik[tiab] OR Qvar[tiab] OR Aerobec*[tiab] OR Beclazone*[tiab] OR Ecobec[tiab] OR Filair*[tiab] OR "Nasobec Aqueous"[tiab] OR Prolair[tiab] OR "Respocort"[tiab] OR Ventolair[tiab] OR Vancenase[tiab] OR Vanceril[tiab] OR Aldecin[tiab] OR Viarin[tiab] OR "Apo-Beclomethasone"[tiab]	4.136
#19	Dexamethasone[MeSH] OR Dexamethason*[tiab] OR Dexametason*[tiab] OR Hexadecadrol[tiab] OR Methylfluorprednisolone[tiab] OR Decameth[tiab] OR Decaspray[tiab] OR Dexasone[tiab] OR Dexpak[tiab] OR Maxidex[tiab] OR Millicorten[tiab] OR Oradexon[tiab] OR Decaject[tiab] OR Decaject*[tiab] OR Hexadrol[tiab]	82.503
#20	Budesonide[MeSH] OR Budesonid*[tiab] OR Pulmicort[tiab] OR MMX[tiab] OR Horacort[tiab] OR Rhinocort[tiab]	7.712
#21	Eldelumab[tiab] OR Anti-IP-10[tiab]	43
#22	Ustekinumab[MeSH] OR Ustekinumab[tiab] OR Stelara[tiab] OR "CNTO 1275"[tiab] OR "CNTO-1275"[tiab] OR CNTO1275[tiab]	3.422
#23	"Vedolizumab" [Supplementary Concept] OR Vedolizumab[tiab] OR Entyvio[tiab] OR MLN0002[tiab]	2.055
#24	"AJM300" [Supplementary Concept] OR AJM300[tiab] OR "Integrin alpha4"[MeSH] OR "Integrin alpha4"[tiab]	1.246
#25	Cyclosporine[MeSH] OR cyclosporin*[tiab] OR Ciclosporin*[tiab] OR Neoral[tiab] OR CyA-NOF[tiab] OR "CyA NOF"[tiab] OR Sandimmun*[tiab] OR CsA-Neoral[tiab] OR "CsA Neoral" OR CsANeoral[tiab] OR "OL 27-400"[tiab] OR "OL 27 400"[tiab] OR "OL 27400"[tiab]	62.740
#26	Methotrexate[MeSH] OR Methotrexate[tiab] OR Amethopterin[tiab] OR Mexate[tiab]	61.879
#27	Tacrolimus[MeSH] OR tacrolimus[tiab] OR Prograf*[tiab] OR "FR-900506"[tiab] OR "FR 900506"[tiab] OR FR900506[tiab] OR "FK-506"[tiab] OR "FK 506"[tiab] OR "FK506"[tiab]	29.603
#28	"Purines"[MeSH] OR Purin*[tiab]	578.160

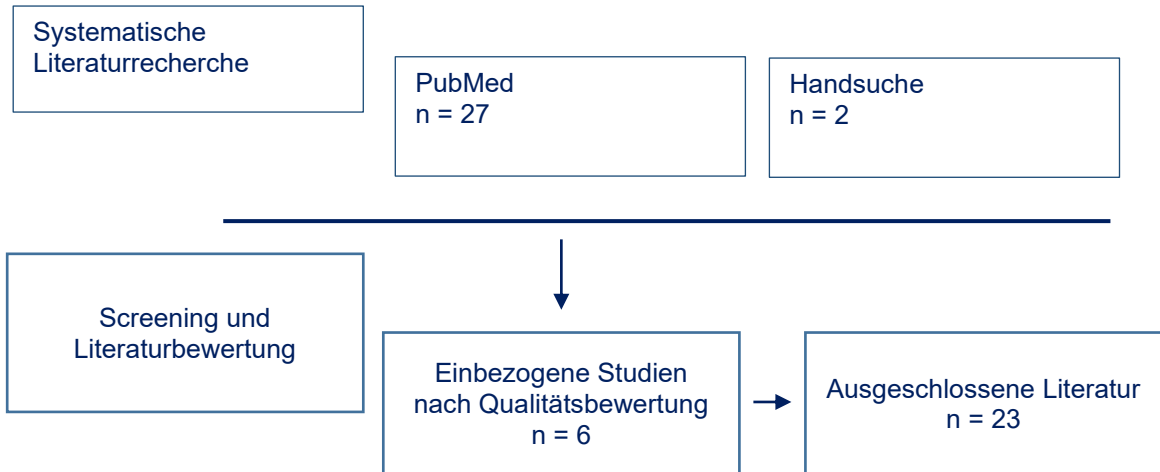
#29	Phosphatidylcholines[MeSH] Or phosphatidylcholin*[tiab] OR ((cholin*[tiab]) AND (phosphoglycerid[tiab] OR glycerol*[tiab])) OR lecithin*[tiab]	22.253
#30	"Leukapheresis"[MeSH] OR Leukapher*[tiab] OR Leukocypher*[tiab] OR Leukopher*[tiab] OR Leukocytapher*[tiab] OR Lymphapher*[tiab] OR Lymphocypher*[tiab] OR Lymphopher*[tiab] OR Lymphocytapher*[tiab]	5.118
#31	Probiotics[MeSH] OR probiotic*[tiab]	46.258
#32	"Receptors, Lysosphingolipid"[MeSH] OR ((sphingosin*[tiab]) AND (phosphat*[tiab] OR receptor*[tiab])) OR S1P[tiab] OR Ozanimod [Supplementary Concept] OR Ozanimod[tiab] OR RPC1063[tiab] OR Etrasimod[tiab] OR APD334[tiab]	10.605
#33	"Azathioprine"[MeSH] OR Azahtioprin*[tiab] OR Imurel[tiab] OR Imuran[tiab] OR Immuran[tiab] OR Azafalk[tiab] OR Azaimmun[tiab] OR Azarek[tiab] OR Colinsan[tiab] OR Immunoprin[tiab] OR Imurek[tiab] OR Zytrim[tiab]	15.572
#34	"Fecal Microbiota Transplantation"[MeSH] OR (Fecal[tiab] OR intestinal[tiab] OR microbiot*[tiab]) AND (Transplant*[tiab] OR transfer*[tiab])) OR ((Transplantation*[tiab] OR transfer[tiab] OR Donor[tiab] OR Infusion[tiab]) AND (Feces[tiab])	1940
#35	#5 OR #6 OR #7 OR #8 OR #9 OR #10 OR #11 OR #12 OR #13 OR #14 OR #15 OR #16 OR #17 OR #18 OR #19 OR #20 OR #21 OR #22 OR #23 OR #24 OR #25 OR #26 OR #27 OR #28 OR #29 OR #30 OR #31 OR #32 OR #33 OR #34	1.324.792
Filter		
#36	#4 AND #35	1.129
#37	randomized controlled trial[pt] OR controlled clinical trial[pt] OR randomised[tiab] OR randomized[tiab] OR placebo[tiab] OR drug therapy[sh] OR randomly[tiab] OR trial[tiab] OR groups[tiab] OR Systematic Review[pt] OR Systematic Review[tiab] OR Systematic[sb] OR Meta-Analysis[pt] OR Meta-Analysis[tiab] OR Meta-Analysis[sb] OR Cochrane Database Syst Rev[Journal]	6.274.004
#38	animals[mh] NOT humans[mh]	5.201.224
#39	#37 NOT #38	5.523.303
#40	#36 AND #39 Filters: Meta-Analysis, Randomized Controlled Trial, Systematic Review, English, German, Humans, from 2016/12/8 - 2024/12/31	27

2.2.3 Handsuche

Laurent Peyrin-Biroulet, 2023: Guselkumab in Patients With Moderately to Severely Active Ulcerative Colitis: QUASAR Phase 2b Induction Study

Edouard Louis, 2024: Risankizumab for Ulcerative Colitis Two Randomized Clinical Trials

2.2.4 Ergebnis und PRISMA Flow Chart



2.3 Steroidabhängiger Krankheitsverlauf

2.3.1 Schlüsselfrage

Welche Therapie soll bei steroidabhängigem Krankheitsverlauf erfolgen?
Population: Patienten mit steroid-abhängiger Colitis Ulcerosa
Interventions: <i>Medikation:</i> Antibodies, Infliximab, Infliximab biosimilar, Adalimumab, Ustekinumab, Eldelumab, Vedolizumab, Golimumab, biological therapy, Purines, cyclosporine, tacrolimus, aminosalicylic acids, Sulfasalazine, AVX-470, AJM300, steroids, Second generation steroids, Ozanimod, sphingosine-1-phosphate (S1P), receptor targeting compounds, Budesonide MMX, Tofacitinib, Filgotinib, Etrolizumab, Phosphatidylcholine, CTP13, SB2, Methotrexate <i>Therapien:</i> Leukapheresis, Fecal microbiota transplantation
Comparisons: –
Outcomes: Krankheitsaktivität, scores (MAYO, SCCAI, PUCAI), Quality of life (IBDQ, SIDQ), mucosal healing, adverse events, toxic megacolon, Trough level

2.3.2 Recherche in PubMed (12. März 2024)

2.4 Welche Therapie soll bei Steroid-abhängigem Krankheitsverlauf erfolgen?		
Nr.	Query	Treffer
#1	Colitis, Ulcerative[MeSH] OR "inflammatory bowel diseases"[MeSH:noexp]	69.513
#2	Idiopathic Proctocolitis[tiab] OR Ulcerative Colitis[tiab] OR Colitis Gravis[tiab]	51.570
#3	(steroid*[tiab] OR glucocorticoid*[tiab]) AND (depend*[tiab] OR addict*[tiab] OR rely*[tiab])	45.319
#4	(#1 OR #2) AND #3	684
Interventionen		
#5	"AVX-470" [Supplementary Concept] OR AVX-470[tiab]	5
#6	"CT-P13"[Supplementary Concept] OR "CT-P13"[tiab] OR CTP13[tiab] OR inflectra[tiab] OR SB2[tiab] OR Remsima[tiab] OR Flixabi[tiab] OR "Biosimilar Pharmaceuticals"[MeSH] OR "Pharmaceuticals, Biosimilar"[tiab] OR Biosimilar*[tiab]	6.492

#7	"Infliximab"[MeSH] OR infliximab[tiab] OR "MAb cA2"[tiab] OR "Monoclonal Antibody cA2"[tiab] OR "Antibody cA2, Monoclonal"[tiab] OR "cA2, Monoclonal Antibody"[tiab] OR "Remicade"[tiab] OR originator[tiab]	19.559
#8	"Adalimumab"[MeSH] OR Adalimumab[tiab] OR "D2E7 Antibody"[tiab] OR Humira[tiab]	11.504
#9	Etrolizumab[tiab] OR "rhuMAb Beta7" [Supplementary Concept] OR "rhuMAb Beta7"[tiab] OR PRO145223[tiab]	98
#10	Golimumab [Supplementary Concept] OR golimumab[tiab] OR Simponi[tiab]	1.698
#11	"Aminosalicylic Acids"[MeSH] OR "Aminosalicylic Acid"[MeSH] OR ASA*[tiab] OR Aminosalicyl*[tiab] OR 5-ASA[tiab] OR Rezipas[tiab] OR Pamisyl[tiab] OR ((meta[tiab] OR para[tiab] OR acid*[tiab] OR salt[tiab] OR monolithium*[tiab] OR monopotassium*[tiab] OR monosodium*[tiab] Alumino*[tiab]) AND (Aminosalicyl*[tiab] OR ASA[tiab])	39.609
#12	Sulfasalazine[MeSH] OR Sulfasalazin*[tiab] OR Sulphasalazin*[tiab] OR Salicylazosulfapyridine[tiab] OR Salazosulfapyridine[tiab] OR Colo-Pleon[tiab] OR "Colo Pleon"[tiab] OR Pleon[tiab] OR "ratio-Sulfasalazine"[tiab] OR "ratio Sulfasalazine"[tiab] OR Ulcol[tiab] OR Ucline[tiab] OR Azulfidine[tiab] OR Azulfadine[tiab] OR Salazopyrin OR Pyralin*[tiab] OR Asulfidine[tiab] OR Azulfidin*[tiab]	7.315
#13	Mesalamine[MeSH] OR Mesalamin*[tiab] OR (Mesalamin*[tiab] AND (Monosodium[tiab] OR Salt[tiab])) OR Mesalazine[tiab] OR Fivasa[tiab] OR Mesasal[tiab] OR Pentasa[tiab] OR Rowasa[tiab] OR Asacol*[tiab] OR Ascolitin[tiab] OR Canasa[tiab] OR Salofalk[tiab] OR Claversal[tiab] OR Lixacol[tiab]	5.352
#14	Janus Kinases[MeSH] OR JAK*[tiab] OR "janus kinase"[tiab] OR janus-kinase[tiab]	31.607
#15	Filgotinib[tiab] OR GLPG0634[tiab]	309
#16	Tofacitinib [Supplementary Concept] OR tofacitinib[tiab] OR tasocitinib[tiab] OR Xeljanz[tiab] OR Jakvinus[tiab] OR "CP 690,550"[tiab] OR CP690550[tiab] OR "CP-690550"[tiab] OR "CP 690550"[tiab] OR "CP-690,550"[tiab]	3230
#17	Glucocorticoids[MeSH] OR glucocorticoid*[tiab] OR "Glucocorticoid Effect**"[tiab] OR steroid*[tiab] OR corticoid*[tiab] OR ((cortico*[tiab] OR hormone[tiab] OR generation[tiab]) AND steroid*[tiab])	382.715
#18	Beclomethasone[MeSH] OR Beclomethason*[tiab] OR Beclometason*[tiab] OR ((Beclomethasone[tiab] OR Beclometason[tiab]) AND Dipropionate[tiab])) OR Beclamet[tiab] OR "Becl Asma"[tiab] OR "Becl AZU"[tiab] OR Beclocort[tiab] OR Beclomet[tiab] OR Beclorhinol[tiab] OR Becloturmant[tiab] OR Sanasthmax[tiab] OR Becloment[tiab] OR Beconase[tiab] OR Becloforte[tiab] OR Becodisk[tiab] OR Becotide[tiab] OR Propaderm[tiab] OR Sanasthmyl[tiab] OR Becodisks[tiab] OR "Beconase AQ"[tiab] OR Bronchocort[tiab] OR Junik[tiab] OR Qvar[tiab] OR Aerobec*[tiab] OR Beclazone*[tiab] OR Ecobec[tiab] OR Filair*[tiab] OR "Nasobec Aqueous"[tiab] OR Prolair[tiab] OR "Respocort"[tiab] OR Ventolair[tiab] OR Vancenase[tiab] OR Vanceril[tiab] OR Aldecin[tiab] OR Viarin[tiab] OR "Apo-Beclomethasone"[tiab]	4.136
#19	Dexamethasone[MeSH] OR Dexamethason*[tiab] OR Dexametason*[tiab] OR Hexadecadrol[tiab] OR Methylfluorprednisolone[tiab] OR Decameth[tiab] OR Decaspray[tiab] OR Dexasone[tiab] OR Dexpak[tiab] OR Maxidex[tiab] OR Millicorten[tiab] OR Oradexon[tiab] OR Decaject[tiab] OR Decaject*[tiab] OR Hexadrol[tiab]	82.503

#20	Budesonide[MeSH] OR Budesonid*[tiab] OR Pulmicort[tiab] OR MMX[tiab] OR Horacort[tiab] OR Rhinocort[tiab]	7.712
#21	Eldelumab[tiab] OR Anti-IP-10[tiab]	43
#22	Ustekinumab[MeSH] OR Ustekinumab[tiab] OR Stelara[tiab] OR "CNTO 1275"[tiab] OR "CNTO-1275"[tiab] OR CNTO1275[tiab]	3.422
#23	"Vedolizumab" [Supplementary Concept] OR Vedolizumab[tiab] OR Entyvio[tiab] OR MLN0002[tiab]	2.055
#24	"AJM300" [Supplementary Concept] OR AJM300[tiab] OR "Integrin alpha4"[MeSH] OR "Integrin alpha4"[tiab]	1.246
#25	Cyclosporine[MeSH] OR cyclosporin*[tiab] OR Ciclosporin*[tiab] OR Neoral[tiab] OR CyA-NOF[tiab] OR "CyA NOF"[tiab] OR Sandimmun*[tiab] OR CsA-Neoral[tiab] OR "CsA Neoral" OR CsANeoral[tiab] OR "OL 27-400"[tiab] OR "OL 27 400"[tiab] OR "OL 27400"[tiab]	62.740
#26	Methotrexate[MeSH] OR Methotrexate[tiab] OR Amethopterin[tiab] OR Mexate[tiab]	61.879
#27	Tacrolimus[MeSH] OR tacrolimus[tiab] OR Prograf*[tiab] OR "FR-900506"[tiab] OR "FR 900506"[tiab] OR FR900506[tiab] OR "FK-506"[tiab] OR "FK 506"[tiab] OR "FK506"[tiab]	29.603
#28	"Purines"[MeSH] OR Purin*[tiab]	578.160
#29	Phosphatidylcholines[MeSH] Or phosphatidylcholin*[tiab] OR ((cholin*[tiab]) AND (phosphoglycerid[tiab] OR glycerol*[tiab])) OR lecithin*[tiab]	22.253
#30	"Leukapheresis"[MeSH] OR Leukapher*[tiab] OR Leukocytopher*[tiab] OR Leukopher*[tiab] OR Leukocytapher*[tiab] OR Lymphapher*[tiab] OR Lymphocytopher*[tiab] OR Lymphopher*[tiab] OR Lymphocytapher*[tiab]	5.118
#31	Probiotics[MeSH] OR probiotic*[tiab]	46.258
#32	"Receptors, Lysosphingolipid"[MeSH] OR ((sphingosin*[tiab]) AND (phosphat*[tiab] OR receptor*[tiab])) OR S1P[tiab] OR Ozanimod [Supplementary Concept] OR Ozanimod[tiab] OR RPC1063[tiab] OR Etrasimod[tiab] OR APD334[tiab]	10.605
#33	"Azathioprine"[MeSH] OR Azahtioprin*[tiab] OR Imurel[tiab] OR Imuran[tiab] OR Immuran[tiab] OR Azafalk[tiab] OR Azaimmun[tiab] OR Azarek[tiab] OR Colinsan[tiab] OR Immunoprin[tiab] OR Imurek[tiab] OR Zytrim[tiab]	15.572
#34	"Fecal Microbiota Transplantation"[MeSH] OR (Fecal[tiab] OR intestinal[tiab] OR microbiot*[tiab]) AND (Transplant*[tiab] OR transfer*[tiab]) OR ((Transplantation*[tiab] OR transfer[tiab] OR Donor[tiab] OR Infusion[tiab]) AND (Feces[tiab]))	1940
#35	#5 OR #6 OR #7 OR #8 OR #9 OR #10 OR #11 OR #12 OR #13 OR #14 OR #15 OR #16 OR #17 OR #18 OR #19 OR #20 OR #21 OR #22 OR #23 OR #24 OR #25 OR #26 OR #27 OR #28 OR #29 OR #30 OR #31 OR #32 OR #33 OR #34	1.324.792
Suchzeitraum		
#36	#4 AND #35	684
#37	randomized controlled trial[pt] OR controlled clinical trial[pt] OR randomised[tiab] OR randomized[tiab] OR placebo[tiab] OR drug therapy[sh] OR randomly[tiab] OR trial[tiab] OR groups[tiab] OR Systematic Review[pt] OR Systematic Review[tiab] OR Systematic[sb] OR Meta-Analysis[pt] OR Meta-Analysis[tiab] OR Meta-Analysis[sb] OR Cochrane Database Syst Rev[Journal]	6.274.004
#38	animals[mh] NOT humans[mh]	5.201.224
#39	#37 NOT #38	5.523.303

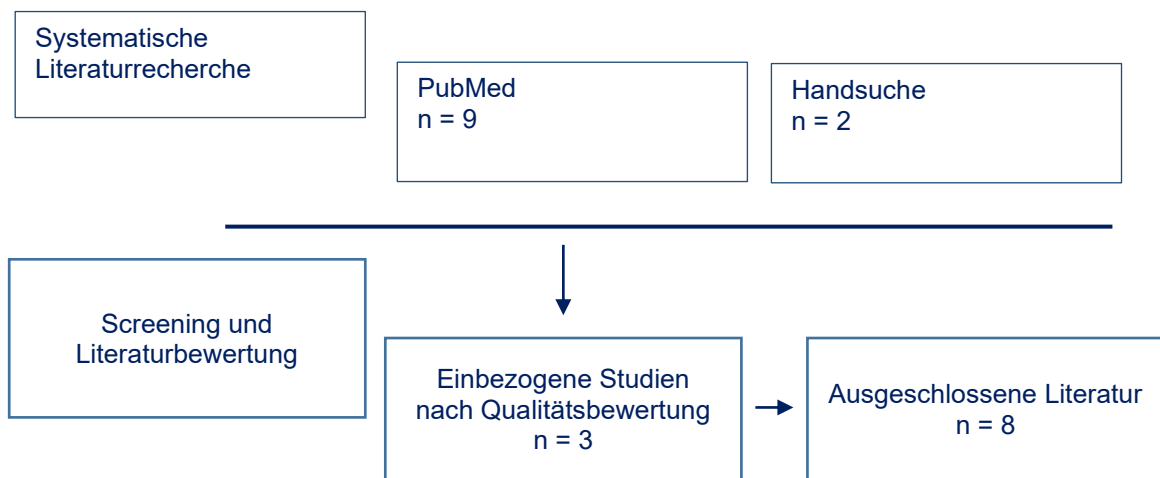
#40	#36 AND #39 Filters: Meta-Analysis, Randomized Controlled Trial, Systematic Review, Humans, English, German, from 2016/12/8 - 2024/12/31	9
-----	--	---

2.3.3 Handsuche

Peyrin-Biroulet, L. et al. Guselkumab in Patients With Moderately to Severely Active Ulcerative Colitis: QUASAR Phase 2b Induction Study. *Gastroenterology*. 165. 1443-1457. 2023

Louis, E. et al. Risankizumab for Ulcerative Colitis: Two Randomized Clinical Trials

2.3.4 Ergebnis und PRISMA Flow Chart



2.4 Therapieversagen auf Biologika-Therapie

2.4.1 Schlüsselfrage

<p>Wie sollen Patienten behandelt werden, die ein primäres oder sekundäres Therapieversagen auf eine Biologika (anti-TNFalpha)-Therapie zeigen?</p> <p><u>Population:</u> Patienten mit Colitis Ulcerosa und Therapieversagen auf anti-TNF-Therapie, primär oder sekundär</p> <p><u>Interventions:</u> <i>Medikation:</i> Antibodies, Infliximab, Infliximab biosimilar, Adalimumab, Ustekinumab, Eldelumab, Vedolizumab, Golimumab, biological therapy, Purines, cyclosporine, tacrolimus, aminosalicilic acids, Sulfasalazine, AVX-470, AJM300, steroids, Second generation steroids, Ozanimod, sphingosine-1-phosphate (S1P), receptor targeting compounds, Budesonide MMX, Tofacitinib, Filgotinib, Etrolizumab, Phosphatidylcholine, CTP13, SB2, Methotrexate</p> <p><i>Therapien:</i> Leukapheresis, Fecal microbiota transplantation</p> <p><u>Comparisons:</u> –</p> <p><u>Outcomes:</u> Krankheitsaktivität, scores (MAYO, SCCAI, PUCAI), Quality of life (IBDQ, SIDQ), mucosal healing, adverse events, toxic megacolon, Trough level</p>
--

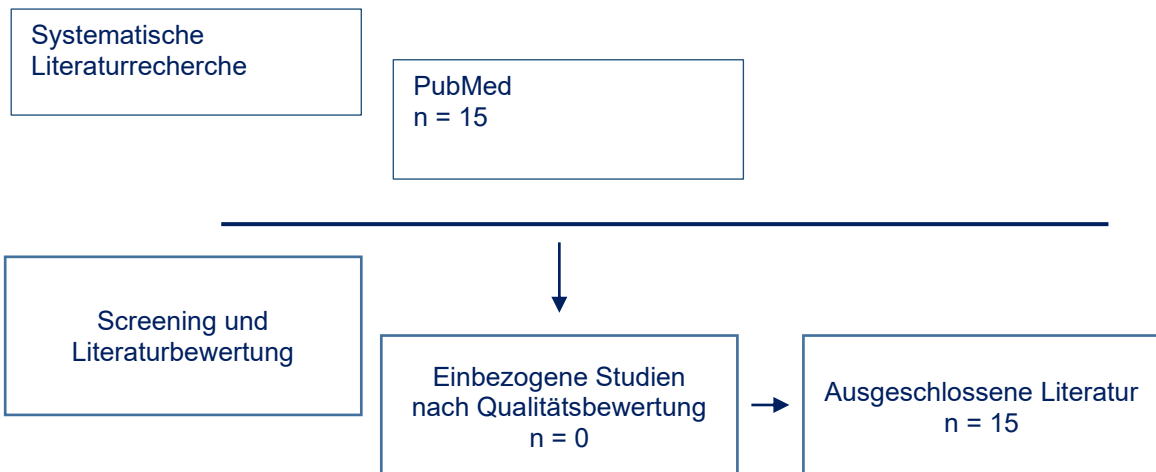
2.4.2 Recherche in PubMed (12. März 2024)

Wie behandeln wir Patienten, die ein primäres oder sekundäres Therapieversagen auf eine Biologika (anti-TNFalpha)-Therapie zeigen?		
Nr.	Query	Treffer
#1	Colitis, Ulcerative[MeSH] OR "inflammatory bowel diseases"[MeSH:noexp]	69.513
#2	Idiopathic Proctocolitis[tiab] OR Ulcerative Colitis[tiab] OR Colitis Gravis[tiab]	51.570
#3	"Treatment Failure"[MeSH] OR "Treatment Failure"[tiab] OR (fail*[tiab] AND (Treat*[tiab] OR interven*[tiab])) OR alternative[tiab] NOT "Complementary Therapies"[MeSH]	1.191.607
#4	"AVX-470" [Supplementary Concept] OR AVX-470[tiab]	5
#5	"CT-P13"[Supplementary Concept] OR "CT-P13"[tiab] OR CTP13[tiab] OR inflectra[tiab] OR SB2[tiab] OR Remsima[tiab] OR Flixabi[tiab] OR "Biosimilar Pharmaceuticals"[MeSH] OR "Pharmaceuticals, Biosimilar"[tiab] OR Biosimilar*[tiab]	6.492
#6	"Infliximab"[MeSH] OR infliximab[tiab] OR "MAb cA2"[tiab] OR "Monoclonal Antibody cA2"[tiab] OR "Antibody cA2, Monoclonal"[tiab] OR "cA2, Monoclonal Antibody"[tiab] OR "Remicade"[tiab] OR originator[tiab]	19.563
#7	"Adalimumab"[MeSH] OR Adalimumab[tiab] OR "D2E7 Antibody"[tiab] OR Humira[tiab]	11.506
#8	Etrolizumab[tiab] OR "rhuMAb Beta7" [Supplementary Concept] OR "rhuMAb Beta7"[tiab] OR PRO145223[tiab]	98
#9	Golimumab [Supplementary Concept] OR golimumab[tiab] OR Simponi[tiab]	1.698
#10	#3 AND (#4 OR #5 OR #6 OR #7 OR #8 OR #9)	3.184
#11	(#1 OR #2) AND #10	683
Interventionen		
#12	"Aminosalicylic Acids"[MeSH] OR "Aminosalicylic Acid"[MeSH] OR ASA*[tiab] OR Aminosalicyl*[tiab] OR 5-ASA[tiab] OR Rezipas[tiab] OR Pamisyl[tiab] OR ((meta[tiab] OR para[tiab] OR acid*[tiab] OR salt[tiab] OR monolithium*[tiab] OR monopotassium*[tiab] OR monosodium*[tiab] Alumino*[tiab]) AND (Aminosalicyl*[tiab] OR ASA[tiab])	39.609
#13	Sulfasalazine[MeSH] OR Sulfasalazin*[tiab] OR Sulphasalazin*[tiab] OR Salicylazosulfapyridine[tiab] OR Salazosulfapyridine[tiab] OR Colo-Pleon[tiab] OR "Colo Pleon"[tiab] OR Pleon[tiab] OR "ratio-Sulfasalazine"[tiab] OR "ratio Sulfasalazine"[tiab] OR Ucol[tiab] OR Ucline[tiab] OR Azulfidine[tiab] OR Azulfadine[tiab] OR Salazopyrin OR Pylalin*[tiab] OR Asulfidine[tiab] OR Azulfidin*[tiab]	7.315
#14	Mesalamine[MeSH] OR Mesalamin*[tiab] OR (Mesalamin*[tiab] AND (Monosodium[tiab] OR Salt[tiab])) OR Mesalazine[tiab] OR Fivasa[tiab] OR Mesasal[tiab] OR Pentasa[tiab] OR Rowasa[tiab] OR Asacol*[tiab] OR Ascolitin[tiab] OR Canasa[tiab] OR Salofalk[tiab] OR Claversal[tiab] OR Lixacol[tiab]	5.352
#15	Janus Kinases[MeSH] OR JAK*[tiab] OR "janus kinase"[tiab] OR janus-kinase[tiab]	31.607
#16	Filgotinib[tiab] OR GLPG0634[tiab]	309
#17	Tofacitinib [Supplementary Concept] OR tofacitinib[tiab] OR tasocitinib[tiab] OR Xeljanz[tiab] OR Jakvinus[tiab] OR "CP 690,550"[tiab] OR CP690550[tiab] OR "CP-690550"[tiab] OR "CP 690550"[tiab] OR "CP-690,550"[tiab]	3.230
#18	Glucocorticoids[MeSH] OR glucocorticoid*[tiab] OR "Glucocorticoid Effect*"[tiab] OR steroid*[tiab] OR corticoid*[tiab] OR ((cortico*[tiab] OR hormone[tiab] OR generation[tiab]) AND steroid*[tiab])	382.715

#19	(Beclomethasone[MeSH] OR Beclomethason*[tiab] OR Beclometason*[tiab] OR ((Beclomethasone[tiab] OR Beclometason[tiab]) AND Dipropionate[tiab])) OR Beclamet[tiab] OR "Becl Asma"[tiab] OR "Becl AZU"[tiab] OR Beclocort[tiab] OR Beclomet[tiab] OR OR Beclorhinol[tiab] OR Becloturmant[tiab] OR Sanasthmax[tiab] OR Beclovent[tiab] OR Beconase[tiab] OR Becloforte[tiab] OR Becodisk[tiab] OR Becotide[tiab] OR Propaderm[tiab] OR Sanasthmyl[tiab] OR Becodisks[tiab] OR "Beconase AQ"[tiab] OR Bronchocort[tiab] OR Junik[tiab] OR Qvar[tiab] OR Aerobec*[tiab] OR Beclazone*[tiab] OR Ecobec[tiab] OR Filair*[tiab] OR "Nasobec Aqueous"[tiab] OR Prolair[tiab] OR "Respocort"[tiab] OR Ventolair[tiab] OR Vancenase[tiab] OR Vanceryl[tiab] OR Aldecin[tiab] OR Viarin[tiab] OR "Apo-Beclomethasone"[tiab])	4.136
#20	(Dexamethasone[MeSH] OR Dexamethason*[tiab] OR Dexametason*[tiab] OR Hexadecadrol[tiab] OR Methylfluorprednisolone[tiab] OR Decameth[tiab] OR Decaspray[tiab] OR Dexasone[tiab] OR Dexpak[tiab] OR Maxidex[tiab] OR Millicorten[tiab] OR Oradexon[tiab] OR Decaject[tiab] OR Decaject*[tiab] OR Hexadrol[tiab])	82.503
#21	(Budesonide[MeSH] OR Budesonid*[tiab] OR Pulmicort[tiab] OR MMX[tiab] OR Horacort[tiab] OR Rhinocort[tiab])	7.712
#22	Eldelumab[tiab] OR Anti-IP-10[tiab]	43
#23	Ustekinumab[MeSH] OR Ustekinumab[tiab] OR Stelara[tiab] OR "CNTO 1275"[tiab] OR "CNTO-1275"[tiab] OR CNTO1275[tiab]	3.422
#24	"Vedolizumab" [Supplementary Concept] OR Vedolizumab[tiab] OR Entyvio[tiab] OR MLN0002[tiab]	2.055
#25	"AJM300" [Supplementary Concept] OR AJM300[tiab] OR "Integrin alpha4"[MeSH] OR "Integrin alpha4"[tiab]	1.246
#26	Cyclosporine[MeSH] OR cyclosporin*[tiab] OR Ciclosporin*[tiab] OR Neoral[tiab] OR CyA-NOF[tiab] OR "CyA NOF"[tiab] OR Sandimmun*[tiab] OR CsA-Neoral[tiab] OR "CsA Neoral" OR CsANeoral[tiab] OR "OL 27-400"[tiab] OR "OL 27 400"[tiab] OR "OL 27400"[tiab]	62.740
#27	Methotrexate[MeSH] OR Methotrexate[tiab] OR Amethopterin[tiab] OR Mexate[tiab]	61.879
#28	Tacrolimus[MeSH] OR tacrolimus[tiab] OR Prograf*[tiab] OR "FR-900506"[tiab] OR "FR 900506"[tiab] OR FR900506[tiab] OR"FK-506"[tiab] OR "FK 506"[tiab] OR "FK506"[tiab]	29.603
#29	"Purines"[MeSH] OR Purin*[tiab]	578.160
#30	Phosphatidylcholines[MeSH] Or phosphatidylcholin*[tiab] OR ((cholin*[tiab] AND (phosphoglycerid[tiab] OR glycerol*[tiab])) OR lecithin*[tiab]	22.253
#31	"Leukapheresis"[MeSH] OR Leukapher*[tiab] OR Leukocytopher*[tiab] OR Leukopher*[tiab] OR Leukocytapher*[tiab] OR Lymphapher*[tiab] OR Lymphocytopher*[tiab] OR Lymphopher*[tiab] OR Lymphocytapher*[tiab]	5.118
#32	Probiotics[MeSH] OR probiotic*[tiab]	46.258
#33	"Receptors, Lysosphingolipid"[MeSH] OR ((sphingosin*[tiab]) AND (phosphat*[tiab] OR receptor*[tiab])) OR S1P[tiab] OR Ozanimod [Supplementary Concept] OR Ozanimod[tiab] OR RPC1063[tiab] OR Etrasimod[tiab] OR APD334[tiab]	10.605
#34	"Fecal Microbiota Transplantation"[MeSH] OR (Fecal[tiab] OR intestinal[tiab] OR microbiot*[tiab]) AND (Transplant*[tiab] OR transfer*[tiab]) OR ((Transplantation*[tiab] OR transfer[tiab] OR Donor[tiab] OR Infusion[tiab]) AND (Feces[tiab])	1940

#35	#12 OR #13 OR #14 OR #15 OR #16 OR #17 OR #18 OR #19 OR #20 OR #21 OR #22 OR #23 OR #24 OR #25 OR #26 OR #27 OR #28 OR #29 OR #30 OR #31 OR #32 OR #33 OR #34	1.303.051
Filter		
#36	#11 AND #35	391
#37	randomized controlled trial[pt] OR controlled clinical trial[pt] OR randomised[tiab] OR randomized[tiab] OR placebo[tiab] OR drug therapy[sh] OR randomly[tiab] OR trial[tiab] OR groups[tiab] OR Systematic Review[pt] OR Systematic Review[tiab] OR Systematic[sb] OR Meta-Analysis[pt] OR Meta-Analysis[tiab] OR Meta-Analysis[sb] OR Cochrane Database Syst Rev[Journal]	6.274.609
#38	animals[mh] NOT humans[mh]	5.201.480
#39	#37 NOT #38	5.523.855
#40	#36 AND #39 Filters: Meta-Analysis, Randomized Controlled Trial, Systematic Review, English, German, Humans, from 2016/12/8 - 2024/12/31	15

2.4.3 Ergebnis und PRISMA Flow Chart



2.5 Remissionserhaltung Aminosalizylaten

2.5.1 Schlüsselfrage

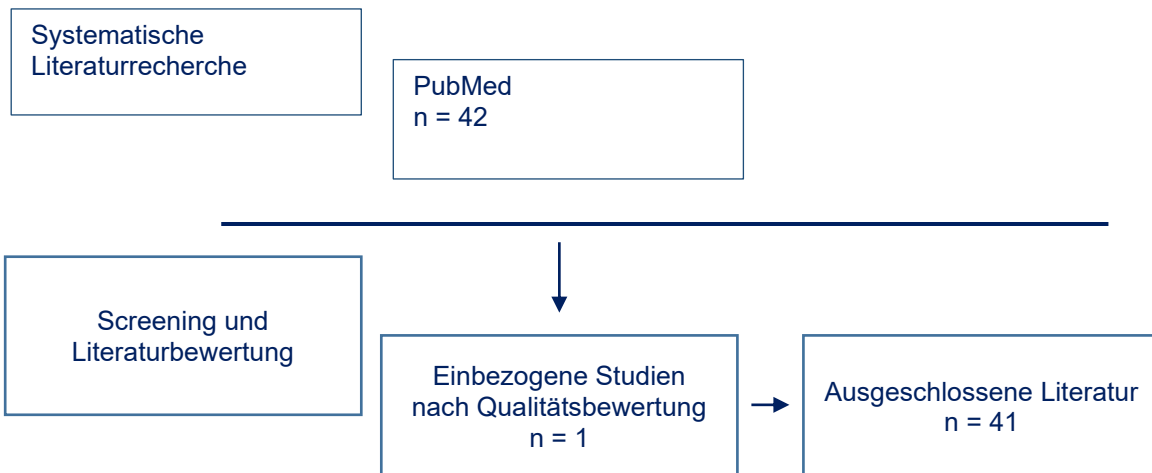
Kann bei Patienten mit Colitis ulcerosa die Remission besser mit Aminosalizylaten als mit Placebo erhalten werden?
<u>Population:</u> Patienten mit Colitis ulcerosa (Remissionsphase)
<u>Interventions:</u> Aminosalicylic acids, 5-ASA, Sulfasalazine
<u>Comparisons:</u> Placebo
<u>Outcomes:</u> Krankheitsaktivität, scores (MAYO, SCCAI, PUCAI), Quality of life (IBDQ, SIDQ), mucosal healing, adverse events, toxic megacolon, Trough level

2.5.2 Recherche in PubMed (12. März 2024)

Kann bei Patienten mit Colitis ulcerosa die Remission besser mit Aminosalizylaten als mit Placebo erhalten werden?		
Nr.	Query	Treffer

#1	Colitis, Ulcerative[MeSH] OR "inflammatory bowel diseases"[MeSH:noexp]	65.517
#2	Idiopathic Proctocolitis[tiab] OR Ulcerative Colitis[tiab] OR Colitis Gravis[tiab]	51.574
#3	remission[tiab] OR maintain*[tiab] OR "long term care"[MeSH] OR "long-term"[tiab] OR Care[tiab] OR continu*[tiab] OR prolong*[tiab] OR surveil*[tiab] OR monitor*[tiab] OR stable[tiab] OR stabil*[tiab] OR ((symptom*[tiab]) AND (free[tiab] OR absent[tiab] OR nonpresent[tiab]))	7.037.072
#4	(#1 OR #2) AND 3	22.168
Interventionen		
#5	Placebos[MeSH] OR Placebo*[tiab] OR sham*[tiab] OR "sugar pill"[tiab] OR (inactive[tiab] AND (drug[tiab] OR substance[tiab] OR medicine[tiab]))	70.226
#6	"Aminosalicylic Acids"[MeSH] OR "Aminosalicylic Acid"[MeSH] OR ASA*[tiab] OR Aminosalicyl*[tiab] OR 5-ASA[tiab] OR Rezipas[tiab] OR Pamisyl[tiab] OR ((meta[tiab] OR para[tiab] OR acid*[tiab] OR salt[tiab] OR monolithium*[tiab] OR monopotassium*[tiab] OR monosodium*[tiab] OR Alumino*[tiab]) AND (Aminosalicyl*[tiab] OR ASA[tiab]))	39.611
#7	Sulfasalazine[MeSH] OR Sulfasalazin*[tiab] OR Sulphasalazin*[tiab] OR Salicylazosulfapyridine[tiab] OR Salazosulfapyridine[tiab] OR Colo-Pleon[tiab] OR "Colo Pleon"[tiab] OR Pleon[tiab] OR "ratio-Sulfasalazine"[tiab] OR "ratio Sulfasalazine"[tiab] OR Ulcol[tiab] OR Ucline[tiab] OR Azulfidine[tiab] OR Azulfadine[tiab] OR Salazopyrin OR Ppyralin*[tiab] OR Asulfidine[tiab] OR Azulfidin*[tiab]	7.316
#8	Mesalamine[MeSH] OR Mesalamin*[tiab] OR (Mesalamin*[tiab] AND (Monosodium[tiab] OR Salt[tiab])) OR Mesalazine[tiab] OR Fivasa[tiab] OR Mesasal[tiab] OR Pentasa[tiab] OR Rowasa[tiab] OR Asacol*[tiab] OR Ascolitin[tiab] OR Canasa[tiab] OR Salofalk[tiab] OR Claversal[tiab] OR Lixacol[tiab]	5.354
#9	#6 OR #7 OR #8	51.083
#10	#5 AND #9	2.494
Filter		
#11	#4 AND #10	2.449
#12	randomized controlled trial[pt] OR controlled clinical trial[pt] OR randomised[tiab] OR randomized[tiab] OR placebo[tiab] OR drug therapy[sh] OR randomly[tiab] OR trial[tiab] OR groups[tiab] OR Systematic Review[pt] OR Systematic Review[tiab] OR Systematic[sb] OR Meta-Analysis[pt] OR Meta-Analysis[tiab] OR Meta-Analysis[sb] OR Cochrane Database Syst Rev[Journal]	6.274.609
#13	animals[mh] NOT humans[mh]	5.201.480
#14	#12 NOT #13	5.523.855
#15	#11 AND #14 Filters: Meta-Analysis, Randomized Controlled Trial, Systematic Review, Humans, English, German, from 2016/12/8 - 2024/12/31	42

2.5.3 Ergebnis und PRISMA Flow Chart



2.6 Remissionserhaltung bei distaler Colitis Ulcerosa

2.6.1 Schlüsselfrage

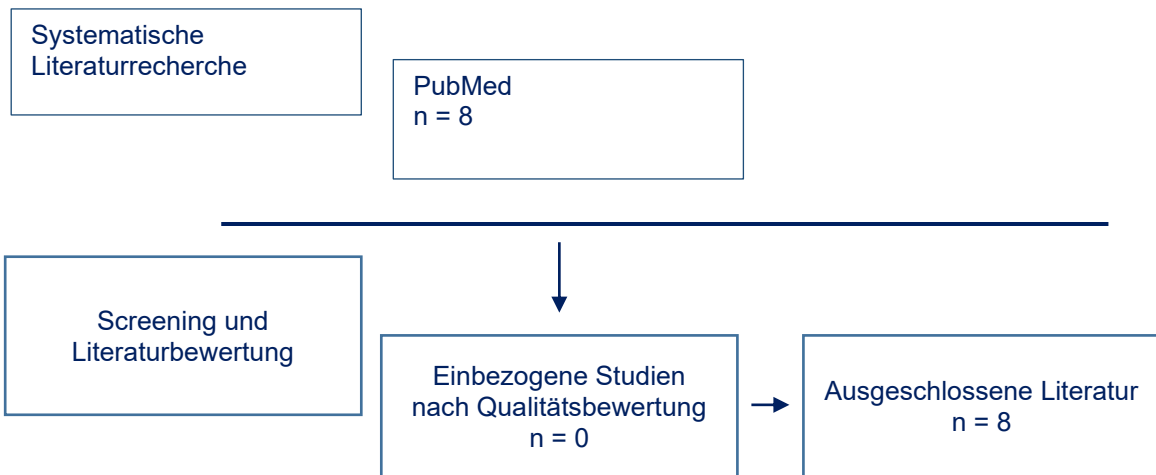
Kann bei Patienten mit distaler Colitis ulcerosa die Remission besser mit topischen Aminosalizylaten als mit topischen Glukokortikoiden erhalten werden?
<u>Population:</u> Patienten mit distaler Colitis ulcerosa (Remissionsphase)
<u>Interventions:</u> topische Aminosaliycylic acids, 5-ASA. Sulfasalazine, Mesalazin
<u>Comparisons:</u> topische Glucocorticoids, Beclometason, Dexamethason, Budenoside MMX, second generation steroids
<u>Outcomes:</u> Krankheitsaktivität, scores (MAYO, SCCAI, PUCAI), Quality of life (IBDQ, SIDQ), mucosal healing, adverse events, toxic megacolon, Trough level

2.6.2 Recherche in PubMed (12. März 2024)

Kann bei Patienten mit distaler Colitis ulcerosa die Remission besser mit topischen Aminosalizylaten als mit topischen Glukokortikoiden erhalten werden?		
Nr.	Query	Treffer
#1	Colitis, Ulcerative[MeSH] OR "inflammatory bowel diseases"[MeSH:noexp]	69.517
#2	Idiopathic Proctocolitis[tiab] OR Ulcerative Colitis[tiab] OR Colitis Gravis[tiab]	51.574
#3	distal[tiab]	270.156
#4	remission[tiab] OR maintain*[tiab] OR "long term care"[MeSH] OR "long-term"[tiab] OR Care[tiab] OR continu*[tiab] OR prolong*[tiab] OR surveil*[tiab] OR monitor*[tiab] OR stable[tiab] OR stabil*[tiab] OR ((symptom*[tiab]) AND (free[tiab] OR absent[tiab] OR nonpresent[tiab]))	7.037.072
#5	(#1 OR #2) AND #4	22.168
Interventionen		
#6	"Administration, Rectal"[MeSH] OR "Rectal administration"[tiab] OR Enema[MeSH] OR Enema*[tiab] OR Suppositories[MeSH] OR Suppositor*[tiab] or foam[tiab]	51.543
#7	Glucocorticoids[MeSH] OR glucocorticoid*[tiab] OR "Glucocorticoid Effect*"[tiab] OR steroid*[tiab] OR corticoid*[tiab] OR ((cortico*[tiab] OR hormone[tiab] OR generation[tiab]) AND steroid*[tiab])	382.737

#8	Beclomethasone[MeSH] OR Beclomethason*[tiab] OR Beclometason*[tiab] OR ((Beclomethasone[tiab] OR Beclometason[tiab]) AND Dipropionate[tiab]) OR Beclamet[tiab] OR "Becl Asma"[tiab] OR "Becl AZU"[tiab] OR Beclocort[tiab] OR Beclomet[tiab] OR OR Beclorhinol[tiab] OR Becloturmant[tiab] OR Sanasthmax[tiab] OR Beclovent[tiab] OR Beconase[tiab] OR Becloforte[tiab] OR Becodisk[tiab] OR Becotide[tiab] OR Propaderm[tiab] OR Sanasthmyl[tiab] OR Becodisks[tiab] OR "Beconase AQ"[tiab] OR Bronchocort[tiab] OR Junik[tiab] OR Qvar[tiab] OR Aerobec*[tiab] OR Beclazone*[tiab] OR Ecobec[tiab] OR Filair*[tiab] OR "Nasobec Aqueous"[tiab] OR Prolair[tiab] OR "Respocort"[tiab] OR Ventolair[tiab] OR Vancenase[tiab] OR Vanceril[tiab] OR Aldecin[tiab] OR Viarin[tiab] OR "Apo-Beclomethasone"[tiab]	4.136
#9	Dexamethasone[MeSH] OR Dexamethason*[tiab] OR Dexametason*[tiab] OR Hexadecadrol[tiab] OR Methylfluorprednisolone[tiab] OR Decameth[tiab] OR Decaspray[tiab] OR Dexasone[tiab] OR Dexpak[tiab] OR Maxidex[tiab] OR Millicorten[tiab] OR Oradexon[tiab] OR Decaject[tiab] OR Decaject*[tiab] OR Hexadrol[tiab]	82.506
#10	Budesonide[MeSH] OR Budesonid*[tiab] OR Pulmicort[tiab] OR MMX[tiab] OR Horacort[tiab] OR Rhinocort[tiab]	7.712
#11	"Aminosalicylic Acids"[MeSH] OR "Aminosalicylic Acid"[MeSH] OR ASA*[tiab] OR Aminosalicyl*[tiab] OR 5-ASA[tiab] OR Rezipas[tiab] OR Pamisyl[tiab] OR ((meta[tiab] OR para[tiab] OR acid*[tiab] OR salt[tiab] OR monolithium*[tiab] OR monopotassium*[tiab] OR monosodium*[tiab] Alumino*[tiab]) AND (Aminosalicyl*[tiab] OR ASA[tiab])	39.611
#12	Sulfasalazine[MeSH] OR Sulfasalazin*[tiab] OR Sulphasalazin*[tiab] OR Salicylazosulfapyridine[tiab] OR Salazosulfapyridine[tiab] OR Colo-Pleon[tiab] OR "Colo Pleon"[tiab] OR Pleon[tiab] OR "ratio-Sulfasalazine"[tiab] OR "ratio Sulfasalazine"[tiab] OR Uicol[tiab] OR Ucine[tiab] OR Azulfidine[tiab] OR Azulfadine[tiab] OR Salazopyrin OR Pyralin*[tiab] OR Asulfidine[tiab] OR Azulfidin*[tiab]	7.316
#13	Mesalamine[MeSH] OR Mesalamin*[tiab] OR (Mesalamin*[tiab] AND (Monosodium[tiab] OR Salt[tiab])) OR Mesalazine[tiab] OR Fivasa[tiab] OR Mesasal[tiab] OR Pentasa[tiab] OR Rowasa[tiab] OR Asacol*[tiab] OR Ascolitin[tiab] OR Canasa[tiab] OR Salofalk[tiab] OR Claversal[tiab] OR Lixacol[tiab]	5.354
#14	(#7 OR #8 OR #9 OR #10) AND (#11 OR #12 OR #13)	3.136
#15	#6 AND #14	185
Filter		
#16	#5 AND #15	85
#17	randomized controlled trial[pt] OR controlled clinical trial[pt] OR randomised[tiab] OR randomized[tiab] OR placebo[tiab] OR drug therapy[sh] OR randomly[tiab] OR trial[tiab] OR groups[tiab] OR Systematic Review[pt] OR Systematic Review[tiab] OR Systematic[sb] OR Meta-Analysis[pt] OR Meta-Analysis[tiab] OR Meta-Analysis[sb] OR Cochrane Database Syst Rev[Journal]	6.274.609
#18	animals[mh] NOT humans[mh]	5.201.480
#19	#17 NOT #18	5.523.855
#20	#16 AND #19 Filters: Meta-Analysis, Randomized Controlled Trial, Systematic Review, Humans, English, German, from 2016/12/8 - 2024/12/31	8

2.6.3 Ergebnis und PRISMA Flow Chart



2.7 E. coli Stamm Nissle 1917

2.7.1 Schlüsselfrage

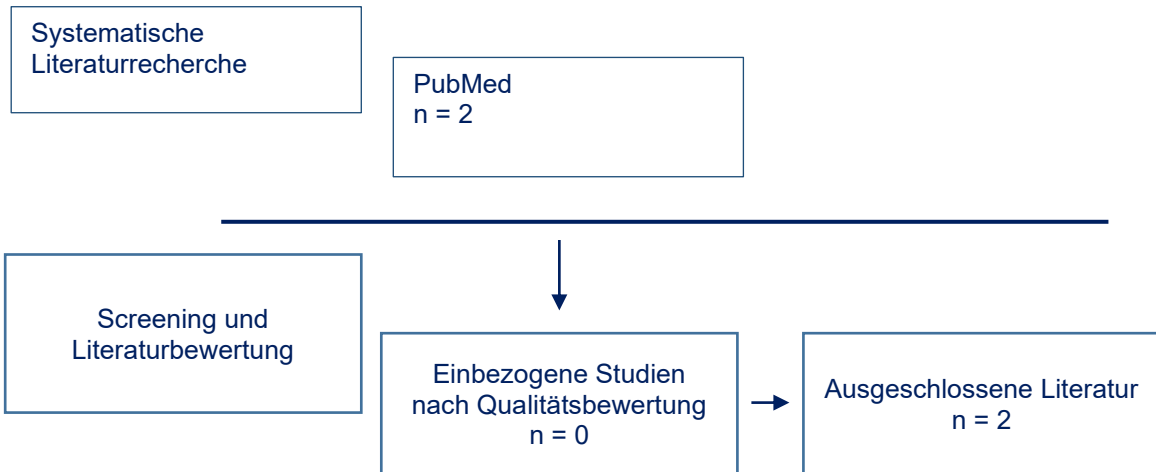
Kann bei Patienten mit Colitis ulcerosa die Remission mit E. coli Stamm Nissle 1917 genau so gut wie mit Mesalazin erhalten werden?
<u>Population:</u> Patienten mit Colitis ulcerosa (Remissionsphase)
<u>Interventions:</u> E Coli Nissle 1917
<u>Comparisons:</u> Mesalazin
<u>Outcomes:</u> Krankheitsaktivität, scores (MAYO, SCCAI, PUCAI), Quality of life (IBDQ, SIDQ), mucosal healing, adverse events, toxic megacolon, Trough level

2.7.2 Recherche in PubMed (12. März 2024)

Kann bei Patienten mit Colitis ulcerosa die Remission mit E. coli Stamm Nissle 1917 genau so gut wie mit Mesalazin erhalten werden?		
Nr.	Query	Treffer
#1	Colitis, Ulcerative[MeSH] OR "inflammatory bowel diseases"[MeSH:noexp]	69.517
#2	Idiopathic Proctocolitis[tiab] OR Ulcerative Colitis[tiab] OR Colitis Gravis[tiab]	51.574
#3	remission[tiab] OR maintain*[tiab] OR "long term care"[MeSH] OR "long-term"[tiab] OR Care[tiab] OR continu*[tiab] OR prolong*[tiab] OR surveil*[tiab] OR monitor*[tiab] OR stable[tiab] OR stabil*[tiab] OR ((symptom*[tiab]) AND (free[tiab] OR absent[tiab] OR nonpresent[tiab]))	7.037.072
#4	(#1 OR #2) AND #3	22.168
Interventionen		
#5	"Escherichia coli"[MeSH] OR „Escherichia coli“[tiab] OR E.coli[tiab] OR Nissle[tiab] OR 1917[tiab] OR ECN[tiab] OR "E coli"[tiab] OR "Diffusely Adherent Escherichia coli"[tiab] OR "Diffusely Adherent E. coli"[tiab] OR "Enteroinvasive Escherichia coli"[tiab] OR "Enteroinvasive E. coli"[tiab] OR "Alkalescens-Dispar Group"[tiab] OR "Enteroggregative Escherichia coli"[tiab] OR "EAggEC"[tiab] OR "Enteroggregative E. coli"[tiab]	449.677
#6	"Aminosalicylic Acids"[MeSH] OR "Aminosalicylic Acid"[MeSH] OR ASA*[tiab] OR Aminosalicyl*[tiab] OR 5-ASA[tiab] OR Rezipas[tiab] OR Pamisyl[tiab] OR ((meta[tiab] OR para[tiab] OR acid*[tiab] OR salt[tiab] OR monolithium*[tiab] OR monopotassium*[tiab] OR monosodium*[tiab] Alumino*[tiab]) AND (Aminosalicyl*[tiab] OR ASA[tiab])	39.611
#7	Sulfasalazine[MeSH] OR Sulfasalazin*[tiab] OR Sulphasalazin*[tiab] OR Salicylazosulfapyridine[tiab] OR Salazosulfapyridine[tiab] OR Colo-Pleon[tiab] OR "Colo Pleon"[tiab] OR Pleon[tiab] OR "ratio-Sulfasalazine"[tiab] OR "ratio Sulfasalazine"[tiab] OR Uicol[tiab] OR Ucine[tiab] OR Azulfidine[tiab] OR Azulfadine[tiab] OR Salazopyrin OR Pyralin*[tiab] OR Asulfidine[tiab] OR Azulfidin*[tiab]	7.316
#8	Mesalamine[MeSH] OR Mesalamin*[tiab] OR (Mesalamin*[tiab] AND (Monosodium[tiab] OR Salt[tiab])) OR Mesalazine[tiab] OR Fivasa[tiab] OR Mesasal[tiab] OR Pentasa[tiab] OR Rowasa[tiab] OR Asacol*[tiab] OR Ascolitin[tiab] OR Canasa[tiab] OR Salofalk[tiab] OR Claversal[tiab] OR Lixacol[tiab]	5.354
#9	#6 OR #7 OR #8	51.083

#10	#5 AND #9	304
Filter		
#11	#4 AND #10	31
#12	randomized controlled trial[pt] OR controlled clinical trial[pt] OR randomised[tiab] OR randomized[tiab] OR placebo[tiab] OR drug therapy[sh] OR randomly[tiab] OR trial[tiab] OR groups[tiab] OR Systematic Review[pt] OR Systematic Review[tiab] OR Systematic[sb] OR Meta-Analysis[pt] OR Meta-Analysis[tiab] OR Meta-Analysis[sb] OR Cochrane Database Syst Rev[Journal]	6.274.609
#13	animals[mh] NOT humans[mh]	5.201.480
#14	#12 NOT #13	5.523.855
#15	#11 AND #14 Filters: Meta-Analysis, Randomized Controlled Trial, Systematic Review, Humans, English, German, from 2016/12/8 - 2024/12/31	2

2.7.3 Ergebnis und PRISMA Flow Chart



2.8 Therapieversagen unter Mesalazin

2.8.1 Schlüsselfrage

Wie kann bei Patienten mit Colitis ulcerosa, die auf Mesalazin nicht adäquat ansprechen, die Remission erhalten werden?
<u>Population:</u> Patienten mit Colitis ulcerosa (Remissionsphase)
<u>Interventions:</u> Azathioprin, anti TNFa Antikörper (Infliximab, Adalimumab, Golimumab) oder Vedolizumab
<u>Comparisons:</u> –
<u>Outcomes:</u> Krankheitsaktivität, scores (MAYO, SCCAI, PUCAI), Quality of life (IBDQ, SIDQ), mucosal healing, adverse events, toxic megacolon, Trough level

2.8.2 Recherche in Pubmed (05. Juni 2024)

3.4 Wie kann bei Patienten mit Colitis ulcerosa, die auf Mesalazin nicht adäquat ansprechen die Remission erhalten werden?		
Nr.	Query	Treffer

#1	Colitis, Ulcerative[MeSH] OR "inflammatory bowel diseases"[MeSH:noexp]	70.511
#2	Idiopathic Proctocolitis[tiab] OR Ulcerative Colitis[tiab] OR Colitis Gravis[tiab]	52.458
#3	remission[tiab] OR maintain*[tiab] OR "long term care"[MeSH] OR "long-term"[tiab] OR Care[tiab] OR continu*[tiab] OR prolong*[tiab] OR surveil*[tiab] OR monitor*[tiab] OR stable[tiab] OR stabil*[tiab] OR ((symptom*[tiab]) AND (free[tiab] OR absent[tiab] OR nonpresent[tiab]))	7.143.248
#4	"Aminosalicylic Acids"[MeSH] OR "Aminosalicylic Acid"[MeSH] OR ASA*[tiab] OR Aminosalicyl*[tiab] OR 5-ASA[tiab] OR Rezipas[tiab] OR Pamisyl[tiab] OR ((meta[tiab] OR para[tiab] OR acid*[tiab] OR salt[tiab] OR monolithium*[tiab] OR monopotassium*[tiab] OR monosodium*[tiab] OR Alumino*[tiab]) AND (Aminosalicyl*[tiab] OR ASA[tiab])	40.069
#5	Sulfasalazine[MeSH] OR Sulfasalazin*[tiab] OR Sulphasalazin*[tiab] OR Salicylazosulfapyridine[tiab] OR Salazosulfapyridine[tiab] OR Colo-Pleon[tiab] OR "Colo Pleon"[tiab] OR Pleon[tiab] OR "ratio-Sulfasalazine"[tiab] OR "ratio Sulfasalazine"[tiab] OR Ulcol[tiab] OR Ucine[tiab] OR Azulfidine[tiab] OR Azulfadine[tiab] OR Salazopyrin OR Pyralin*[tiab] OR Asulfidine[tiab] OR Azulfidin*[tiab]	7.361
#6	Mesalamine[MeSH] OR Mesalamin*[tiab] OR (Mesalamin*[tiab] AND (Monosodium[tiab] OR Salt[tiab])) OR Mesalazine[tiab] OR Fivasa[tiab] OR Mesasal[tiab] OR Pentasa[tiab] OR Rowasa[tiab] OR Asacol*[tiab] OR Ascolitin[tiab] OR Canasa[tiab] OR Salofalk[tiab] OR Claversal[tiab] OR Lixacol[tiab]	5.403
#7	"Treatment Failure"[MeSH] OR "Treatment Failure"[tiab] OR (fail*[tiab] AND (Treat*[tiab] OR interven*[tiab])) OR alternative[tiab] NOT "Complementary Therapies"[MeSH]	1.208.588
#8	(#1 OR #2) AND #3	22.667
#9	(#4 OR #5 OR #6) AND #7	3.251
#10	#8 AND #9	342
Interventionen		
#11	"Receptors, Lysosphingolipid"[MeSH] OR ((sphingosin*[tiab]) AND (phosphat*[tiab] OR receptor*[tiab])) OR S1P[tiab] OR Ozanimod [Supplementary Concept] OR Ozanimod[tiab] OR RPC1063[tiab] OR Etrasimod[tiab] OR APD334[tiab]	10.747
#12	("CT-P13"[Supplementary Concept] OR "CT-P13"[tiab] OR CTP13[tiab] OR inflectra[tiab] OR SB2[tiab] OR Remsima[tiab] OR Flixabi[tiab] OR "Biosimilar Pharmaceuticals"[MeSH] OR "Pharmaceuticals, Biosimilar"[tiab] OR Biosimilar*[tiab])	6.623

#13	("Infliximab"[MeSH] OR infliximab[tiab] OR "MAb cA2"[tiab] OR "Monoclonal Antibody cA2"[tiab] OR "Antibody cA2, Monoclonal"[tiab] OR "cA2, Monoclonal Antibody"[tiab] OR "Remicade"[tiab] OR originator[tiab])	19.779
#14	"Adalimumab"[MeSH] OR Adalimumab[tiab] OR "D2E7 Antibody"[tiab] OR Humira[tiab]	11.674
#15	etrolizumab[tiab] OR "rhuMAb Beta7" [Supplementary Concept] OR "rhuMAb Beta7"[tiab] OR PRO145223[tiab]	101
#16	golimumab [Supplementary Concept] OR golimumab[tiab] OR Simponi[tiab]	1.723
#17	"vedolizumab" [Supplementary Concept] OR Vedolizumab[tiab] OR Entyvio[tiab] OR MLN0002[tiab]	2.122
#18	Janus Kinases[MeSH] OR JAK*[tiab] OR "janus kinase"[tiab] OR janus-kinase[tiab]	32.418
#19	Filgotinib[tiab] OR GLPG0634[tiab]	325
#20	Tofacitinib [Supplementary Concept] OR tofacitinib[tiab] OR tasocitinib[tiab] OR Xeljanz[tiab] OR Jakvinus[tiab] OR "CP 690,550"[tiab] OR CP690550[tiab] OR "CP-690550"[tiab] OR "CP 690550"[tiab] OR "CP-690,550"[tiab]	3.369
#21	Glucocorticoids[MeSH] OR glucocorticoid*[tiab] OR "Glucocorticoid Effect*"[tiab] OR steroid*[tiab] OR corticoid*[tiab] OR ((cortico*[tiab] OR hormone[tiab] OR generation[tiab]) AND steroid*[tiab])	385.914
#22	Beclomethasone[MeSH] OR Beclomethason*[tiab] OR Beclometason*[tiab] OR ((Beclomethasone[tiab] OR Beclometason[tiab] AND Dipropionate[tiab])) OR Beclamet[tiab] OR "Becl Asma"[tiab] OR "Becl AZU"[tiab] OR Beclocort[tiab] OR Beclomet[tiab] OR OR Beclorhinol[tiab] OR Becloturmant[tiab] OR Sanasthmax[tiab] OR Beclovent[tiab] OR Beconase[tiab] OR Becloforte[tiab] OR Becodisk[tiab] OR Becotide[tiab] OR Propaderm[tiab] OR Sanasthmyl[tiab] OR Becodisks[tiab] OR "Beconase AQ"[tiab] OR Bronchocort[tiab] OR Junik[tiab] OR Qvar[tiab] OR Aerobec*[tiab] OR Beclazone*[tiab] OR Ecobec[tiab] OR Filair*[tiab] OR "Nasobec Aqueous"[tiab] OR Prolair[tiab] OR "Respocort"[tiab] OR Ventolair[tiab] OR Vancenase[tiab] OR Vanceril[tiab] OR Aldecin[tiab] OR Viarin[tiab] OR "Apo-Beclomethasone"[tiab]	4.148
#23	Dexamethasone[MeSH] OR Dexamethason*[tiab] OR Dexametason*[tiab] OR Hexadecadrol[tiab] OR Methylfluorprednisolone[tiab] OR Decameth[tiab] OR Decaspray[tiab] OR Dexasone[tiab] OR Dexpak[tiab] OR Maxidex[tiab] OR Millicorten[tiab] OR Oradexon[tiab] OR Decaject[tiab] OR Decaject*[tiab] OR Hexadrol[tiab]	83.107
#24	Budesonide[MeSH] OR Budesonid*[tiab] OR Pulmicort[tiab] OR MMX[tiab] OR Horacort[tiab] OR Rhinocort[tiab]	7.788

#25	Cyclosporine[MeSH] OR cyclosporin*[tiab] OR Ciclosporin*[tiab] OR Neoral[tiab] OR CyA-NOF[tiab] OR "CyA NOF"[tiab] OR Sandimmun*[tiab] OR CsA-Neoral[tiab] OR "CsA Neoral" OR CsANeoral[tiab] OR "OL 27-400"[tiab] OR "OL 27 400"[tiab] OR "OL 27400"[tiab]	62.941
#26	Methotrexate[MeSH] OR Methotrexate[tiab] OR Amethopterin[tiab] OR Mexate[tiab]	62.308
#27	Tacrolimus[MeSH] OR tacrolimus[tiab] OR Prograf*[tiab] OR "FR-900506"[tiab] OR "FR 900506"[tiab] OR FR900506[tiab] OR"FK-506"[tiab] OR "FK 506"[tiab] OR "FK506"[tiab]	29.858
#28	"Purines"[MeSH] OR Purin*[tiab]	580.779
#29	Phosphatidylcholines[MeSH] Or phosphatidylcholin*[tiab] OR ((cholin*[tiab]) AND (phosphoglycerid[tiab] OR glycerol*[tiab])) OR lecithin*[tiab]	22.387
#30	"Leukapheresis"[MeSH] OR Leukapher*[tiab] OR Leukocytopher*[tiab] OR Leukopher*[tiab] OR Leukocytapher*[tiab] OR Lymphapher*[tiab] OR Lymphocytopher*[tiab] OR Lymphopher*[tiab] OR Lymphocytapher*[tiab]	5.151
#31	"Fecal Microbiota Transplantation"[MeSH] OR (Fecal[tiab] OR intestinal[tiab] OR microbiot*[tiab]) AND (Transplant*[tiab] OR transfer*[tiab])) OR ((Transplantation*[tiab] OR transfer[tiab] OR Donor[tiab] OR Infusion[tiab]) AND Feces[tiab])	27.359
#32	Probiotics[MeSH] OR probiotic*[tiab]	47.635
#33	#11 OR #12 OR #13 OR #14 OR #15 OR #16 OR #17 OR #18 OR #19 OR #20 OR #21 OR #22 OR #23 OR #24 OR #25 OR #26 OR #27 OR #28 OR #29 OR #30 OR #31 OR #32	1.287.641
Suchzeitraum		
#34	#10 AND #33	202
#35	randomized controlled trial[pt] OR controlled clinical trial[pt] OR randomised[tiab] OR randomized[tiab] OR placebo[tiab] OR drug therapy[sh] OR randomly[tiab] OR trial[tiab] OR groups[tiab] OR Systematic Review[pt] OR Systematic Review[tiab] OR Systematic[sb] OR Meta-Analysis[pt] OR Meta-Analysis[tiab] OR Meta-Analysis[sb] OR Cochrane Database Syst Rev[Journal]	6.357.790
#36	animals[mh] NOT humans[mh]	5.226.974
#37	#35 NOT #36	5.600.276
#38	#34 AND #37 Filters: Meta-Analysis, Randomized Controlled Trial, Systematic Review, Humans, English, German, from 2016/12/8 - 2024/12/31	11

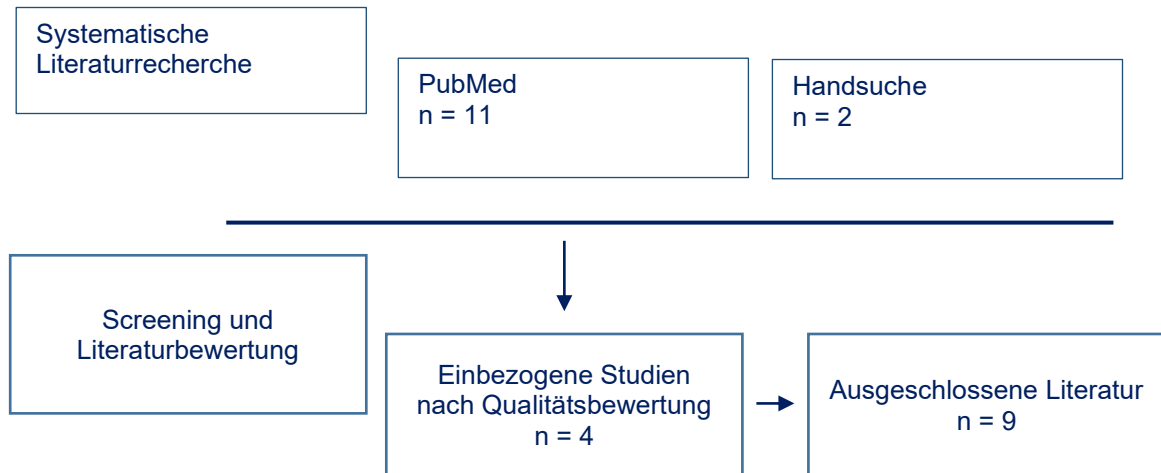
2.8.3 Handsuche

Peyrin-Biroulet, L. et al. Guselkumab in Patients With Moderately to Severely Active Ulcerative

Colitis: QUASAR Phase 2b Induction Study. Gastroenterology. 165. 1443-1457. 2023

Louis, E. et al. Risankizumab for Ulcerative Colitis: Two Randomized Clinical Trials erative Colitis: QUASAR Phase 2b Induction Study

2.8.4 Ergebnis und PRISMA Flow Chart



2.9 Biosimilar Infliximab

2.9.1 Schlüsselfrage

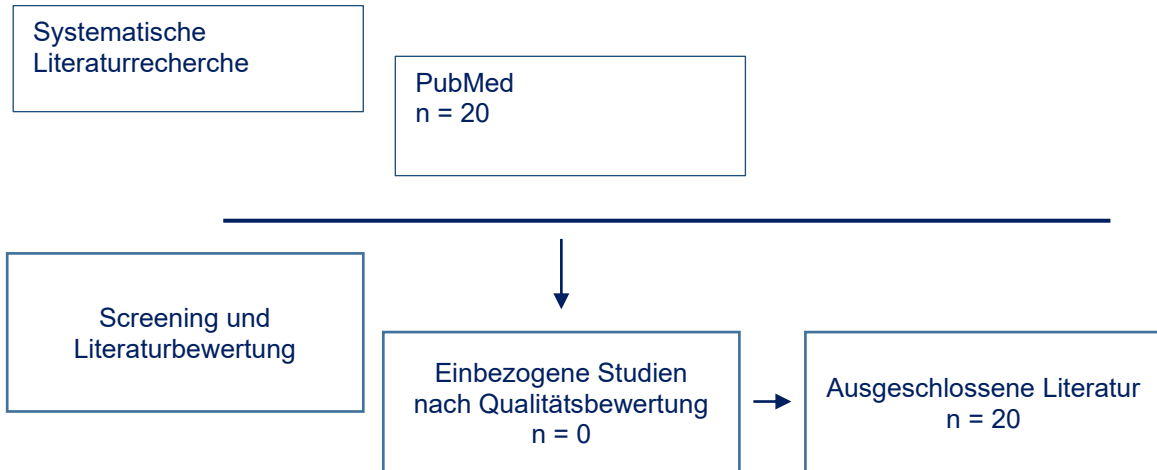
Kann bei Patienten mit Colitis ulcerosa die Remission mit Biosimilar Infliximab genauso gut erhalten werden wie mit Originator Infliximab?
<u>Population:</u> Patienten mit Colitis ulcerosa (Remissionsphase), Nichtansprechen auf Mesalazin
<u>Interventions:</u> Azathioprin, anti TNFa Antikörper (Infliximab, Adalimumab, Golimumab) oder Vedolizumab
<u>Comparisons:</u> –
<u>Outcomes:</u> Krankheitsaktivität, scores (MAYO, SCCAI, PUCAI), Quality of life (IBDQ, SIDQ), mucosal healing, adverse events, toxic megacolon, Trough level

2.9.2 Recherche in Pubmed (12. März 2024)

Kann bei Patienten mit Colitis ulcerosa die Remission mit Biosimilar Infliximab genauso gut erhalten werden wie mit Originator Infliximab?		
Nr.	Query	Treffer
#1	Colitis, Ulcerative[MeSH] OR "inflammatory bowel diseases"[MeSH:noexp]	65.517
#2	Idiopathic Proctocolitis[tiab] OR Ulcerative Colitis[tiab] OR Colitis Gravis[tiab]	51.574
#3	remission[tiab] OR maintain*[tiab] OR "long term care"[MeSH] OR "long-term"[tiab] OR Care[tiab] OR continu*[tiab] OR prolong*[tiab] OR surveil*[tiab] OR monitor*[tiab] OR stable[tiab] OR stabil*[tiab] OR ((symptom*[tiab]) AND (free[tiab] OR absent[tiab] OR nonpresent[tiab]))	7.037.072
#4	(#1 OR #2) AND 3	22.168
Interventionen		
#5	"CT-P13"[Supplementary Concept] OR "CT-P13"[tiab] OR CTP13[tiab] OR inflectra[tiab] OR SB2[tiab] OR Remsima[tiab] OR Flixabi[tiab] OR "Biosimilar Pharmaceuticals"[MeSH] OR "Pharmaceuticals, Biosimilar"[tiab] OR Biosimilar*[tiab]	6.492
#6	"Infliximab"[MeSH] OR infliximab[tiab] OR "MAb cA2"[tiab] OR "Monoclonal Antibody cA2"[tiab] OR "Antibody cA2, Monoclonal"[tiab] OR "cA2, Monoclonal Antibody"[tiab] OR "Remicade"[tiab] OR originator[tiab]	19.563
#7	#5 AND #6	1600
Filter		
#8	#4 AND #7	251
#9	randomized controlled trial[pt] OR controlled clinical trial[pt] OR randomised[tiab] OR randomized[tiab] OR placebo[tiab] OR drug therapy[sh] OR randomly[tiab] OR trial[tiab] OR groups[tiab] OR Systematic Review[pt] OR Systematic Review[tiab] OR Systematic[sb] OR Meta-Analysis[pt] OR Meta-Analysis[tiab] OR Meta-Analysis[sb] OR Cochrane Database Syst Rev[Journal]	6.274.609
#10	animals[mh] NOT humans[mh]	5.201.480
#11	#9 NOT #10	5.523.855

#12	#8 AND #11 Filters: Meta-Analysis, Randomized Controlled Trial, Systematic Review, Humans, English, German, from 2016/12/8 - 2024/12/31	20
-----	---	----

2.9.3 Ergebnis und PRISMA Flow Chart



2.10 Erhaltungstherapie bei Proktitis

2.10.1 Schlüsselfrage

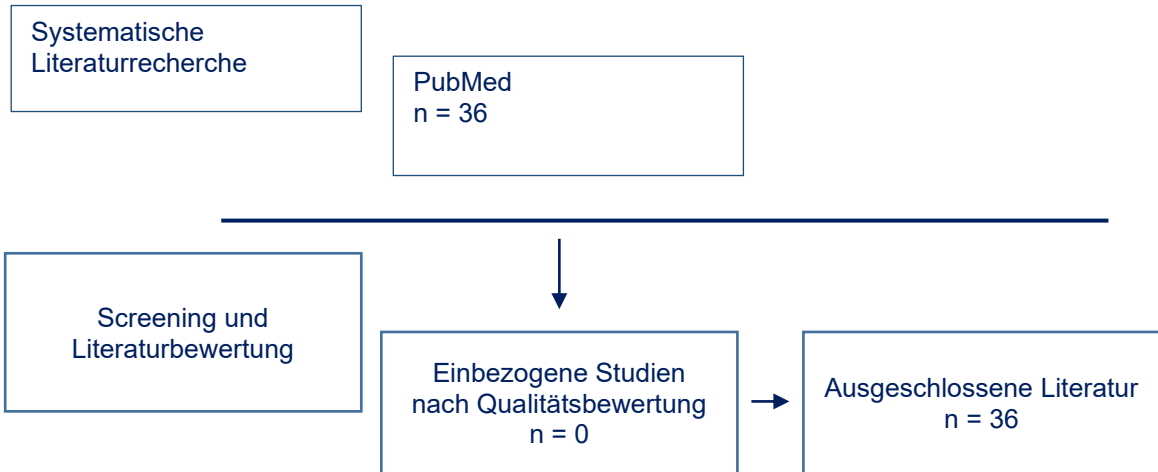
Wie sollte die Erhaltungstherapie bei Proktitis durchgeführt werden?
<u>Population:</u> Patienten mit Proktitis
<u>Interventions:</u> Erhaltungstherapie
<u>Comparisons:</u> –
<u>Outcomes:</u> Krankheitsaktivität, scores (MAYO, SCCAI, PUCAI), Quality of life (IBDQ, SIDQ), mucosal healing, adverse events, toxic megacolon, Trough level

2.10.2 Recherche in Pubmed (12. März 2024)

Wie kann die Erhaltungstherapie bei Proktitis durchgeführt werden?		
Nr.	Query	Treffer
#1	Colitis, Ulcerative[MeSH] OR "inflammatory bowel diseases"[MeSH:noexp]	69.517
#2	Idiopathic Proctocolitis[tiab] OR Ulcerative Colitis[tiab] OR Colitis Gravis[tiab]	51.574
#3	remission[tiab] OR maintain*[tiab] OR "long term care"[MeSH] OR "long-term"[tiab] OR Care[tiab] OR continu*[tiab] OR prolong*[tiab] OR surveil*[tiab] OR monitor*[tiab] OR stable[tiab] OR stabil*[tiab] OR ((symptom*[tiab]) AND (free[tiab] OR absent[tiab] OR nonpresent[tiab]))	7.037.072
#4	"Proctitis"[MeSH] OR proctitis[tiab] OR proctitides[tiab] OR ((rectal*[tiab] OR rectum[tiab] OR rectum[MeSH]) AND (inflammat*[tiab] OR inflammation[MeSH]))	10.785
#5	(#1 OR #2) AND #3 AND #4	12.941
Filter		

#6	randomized controlled trial[pt] OR controlled clinical trial[pt] OR randomised[tiab] OR randomized[tiab] OR placebo[tiab] OR drug therapy[sh] OR randomly[tiab] OR trial[tiab] OR groups[tiab] OR Systematic Review[pt] OR Systematic Review[tiab] OR Systematic[sb] OR Meta-Analysis[pt] OR Meta-Analysis[tiab] OR Meta-Analysis[sb] OR Cochrane Database Syst Rev[Journal]	6.274.609
#7	animals[mh] NOT humans[mh]	5.201.480
#8	#6 NOT #7	5.523.855
#9	#5 AND #8 Filters: Meta-Analysis, Randomized Controlled Trial, Systematic Review, Humans, English, German, from 2016/12/8 - 2024/12/31	36

2.10.3 Ergebnis und PRISMA Flow Chart



2.11 Therapieziel

2.11.1 Schlüsselfrage

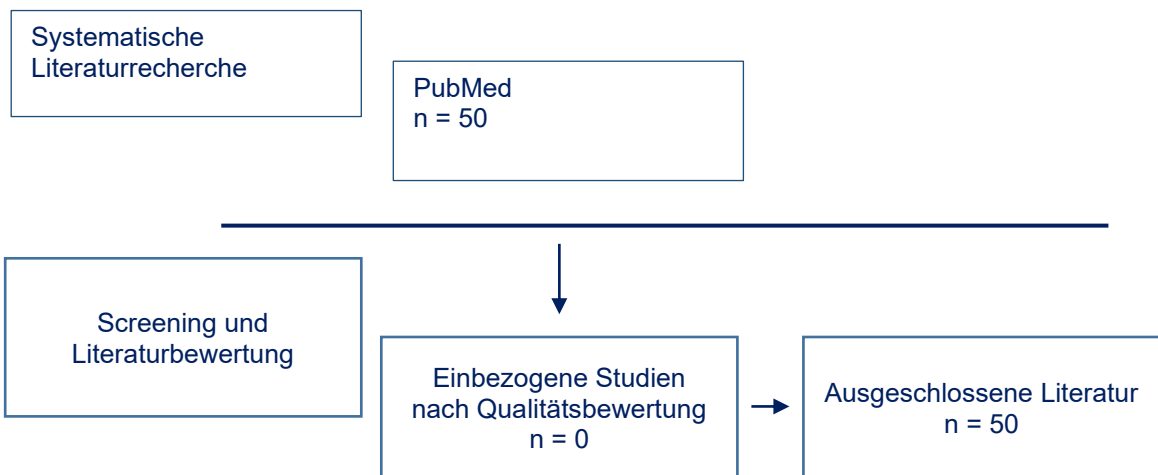
Sollte bei endoskopischer Remission und fehlenden Zeichen einer Entzündung bei klinischen Beschwerden eine Therapiemodifikation erfolgen?
<u>Population:</u> Patienten mit Colitis ulcerosa, endoskopische Remissionsphase, keine Anzeichen von Entzündung, aber klinische Symptome
<u>Interventions:</u> Therapiemodifikation
<u>Comparisons:</u> keine Therapiemodifikation
<u>Outcomes:</u> Krankheitsaktivität, scores (MAYO, SCCAI, PUCAI), Quality of life (IBDQ, SIDQ), mucosal healing, adverse events

2.11.2 Recherche in Pubmed (12. März 2024)

Sollte bei endoskopischer Remission und fehlenden Zeichen einer Entzündung bei klinischen Beschwerden (z.B. Durchfall) eine Therapiemodifikation erfolgen?		
Nr.	Query	Treffer
#1	Colitis, Ulcerative[MeSH] OR "inflammatory bowel diseases"[MeSH:noexp]	69.517

#2	(Idiopathic Proctocolitis[tiab] OR Ulcerative Colitis[tiab] OR Colitis Gravis[tiab])	51.574
#3	remission[tiab] OR maintain*[tiab] OR "long term care"[MeSH] OR "long-term"[tiab] OR Care[tiab] OR continu*[tiab] OR prolong*[tiab] OR surveil*[tiab] OR monitor*[tiab] OR stable[tiab] OR stabil*[tiab] OR ((symptom*[tiab]) AND (free[tiab] OR absent[tiab] OR nonpresent[tiab]))	7.037.072
#4	((endoscop*[tiab] OR colonosc*[tiab]) AND remission[tiab]) OR (inflammation[tiab] AND (absence[tiab]))	25.990
#5	symptoms[tiab] OR diarrhoe[tiab] OR "Abdominal Pain"[MeSH] OR "abdominal pain"[tiab] OR cramp*[tiab] OR "Muscle Cramp"[MeSH] OR "Gastrointestinal Hemorrhage"[MeSH] OR "rectal bleeding"[tiab]	1.282.644
#6	(#1 OR #2) AND #3 AND #4 AND #5	498
Filter		
#7	randomized controlled trial[pt] OR controlled clinical trial[pt] OR randomised[tiab] OR randomized[tiab] OR placebo[tiab] OR drug therapy[sh] OR randomly[tiab] OR trial[tiab] OR groups[tiab] OR Systematic Review[pt] OR Systematic Review[tiab] OR Systematic[sb] OR Meta-Analysis[pt] OR Meta-Analysis[tiab] OR Meta-Analysis[sb] OR Cochrane Database Syst Rev[Journal]	6.274.609
#8	animals[mh] NOT humans[mh]	5.201.480
#9	#7 NOT #8	5.523.855
#13	#6 AND #9 Filters: Meta-Analysis, Randomized Controlled Trial, Systematic Review, Humans, English, German, from 2016/12/8 - 2024/12/31	50

2.11.3 Ergebnis und PRISMA Flow Chart



3. Recherchen zum Thema „Therapie CED assoziierter Infektionen/Impfungen“

3.1 Infektionen

3.1.1 Schlüsselfrage

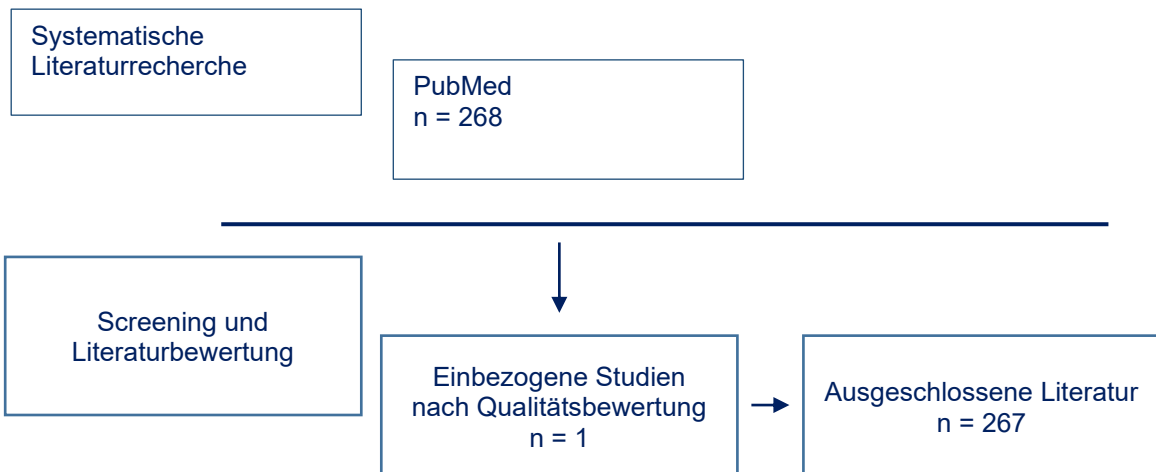
<p>Welche diagnostischen Verfahren sind effektiv zur Prophylaxe, Identifikation und Therapie von Infektionen?</p> <p><u>Population:</u> Untersuchte Personen mit CU, Neugeborene, die in der Schwangerschaft TNF-AK ausgesetzt waren</p> <p><u>Interventions:</u> Immunsuppression, immunosuppressive, immunocompromised, CMV, EBV, Azathioprin, clostridium difficile, Cotrimoxazol, PCP-Prophylaxe, tuberculosis, herpes zoster, viral, vaccination, FMT, complications, hepatitis, pneumonia, salmonella, campylobacter, shigella, norovirus, rota virus, opportunistic infections, prevention, Stuhl Diagnostik bei Diarrhoe unter Immunsuppression, Kombinationstherapien</p> <p><u>Comparisons:</u> –</p> <p><u>Outcomes:</u> Krankheitsaktivität, scores (MAYO, SCCAI, PUCAI), Quality of life (IBDQ, SIDQ), mucosal healing, adverse events, diagnostische Genauigkeit (Sensitivität, Spezifität, positiver oder negativer prädiktiver Wert)</p>

3.1.2 Recherche in PubMed (13. März 2024)

Welche diagnostischen Verfahren sind effektiv zur Identifikation von Infektionen?		
Nr.	Query	Treffer
#1	Colitis, Ulcerative[MeSH] OR "inflammatory bowel diseases"[MeSH:noexp]	69.527
#2	Idiopathic Proctocolitis[tiab] OR Ulcerative Colitis[tiab] OR Colitis Gravis[tiab]	51.585
#3	#1 OR #2	82.368
#4	Infection[MeSH] OR infect*[tiab]	4.076.112
#5	Campylobacter[MeSH] OR Campylobacter[tiab] OR Shigella[MeSH] OR Shigella[tiab] OR Opportunistic Infections[MeSH] OR Salmonella[MeSH] OR Salmonella[tiab]	166.710
#6	Viruses[MeSH] OR Virus*[tiab] OR Viral*[tiab] OR Norovirus[MeSH] OR Norovirus*[tiab] OR Rotavirus[MeSH] OR Rotavirus*[tiab] OR Hepatitis[MeSH] OR Hepatiti*[tiab]	1.598.133
#7	Cytomegalovirus[MeSH] OR Cytomegalovirus*[tiab] OR CMV[tiab] OR HCMV[tiab] OR (Salivary[tiab] AND Gland[tiab] AND Virus*[tiab]) OR "Human Herpesvirus 5"[tiab] OR HHV 5[tiab]	61.610
#8	Clostridium[MeSH] OR Clostridi*[tiab] OR C. difficile[tiab]	61.388
#9	Vaccination[MeSH] OR Vaccinat*[tiab] OR Immunization*[tiab]	326.025
#10	Epstein-Barr Virus Infections[MeSH] OR Epstein-Barr Virus*[tiab] OR Herpesvirus 4[tiab] OR EBV Infection*[tiab]	54.392

#11	Herpes zoster[MeSH] OR Zona[tiab] OR Zoster[tiab] OR Shingles[tiab]	38.554
#12	Tuberculosis[MeSH] OR Tuberculos*[tiab]	281.566
#13	Pneumonia[MeSH] OR Pneumonia*[tiab] OR Lung Inflammation[tiab]	508.368
#14	#4 OR #5 OR #6 OR #7 OR #8 OR #9 OR #10 OR #11 OR #12 OR #13	4.858.569
#15	#3 AND #14	12.240
#16	randomized controlled trial[pt] OR controlled clinical trial[pt] OR randomised[tiab] OR randomized[tiab] OR placebo[tiab] OR drug therapy[sh] OR randomly[tiab] OR trial[tiab] OR groups[tiab] OR Systematic Review[pt] OR Systematic Review[tiab] OR Systematic[sb] OR Meta-Analysis[pt] OR Meta-Analysis[tiab] OR Meta-Analysis[sb] OR Cochrane Database Syst Rev[Journal]	6.276.033
#17	animals[mh] NOT humans[mh]	5.201.872
#18	#16 NOT #17	5.525.186
#19	#15 AND #18 Filters: Meta-Analysis, Randomized Controlled Trial, Systematic Review, Humans, English, German, from 2017/1/5 - 2024/12/31	268

3.1.3 Ergebnis und PRISMA Flow Chart



3.2 Infektionsrisiko (neue SF)

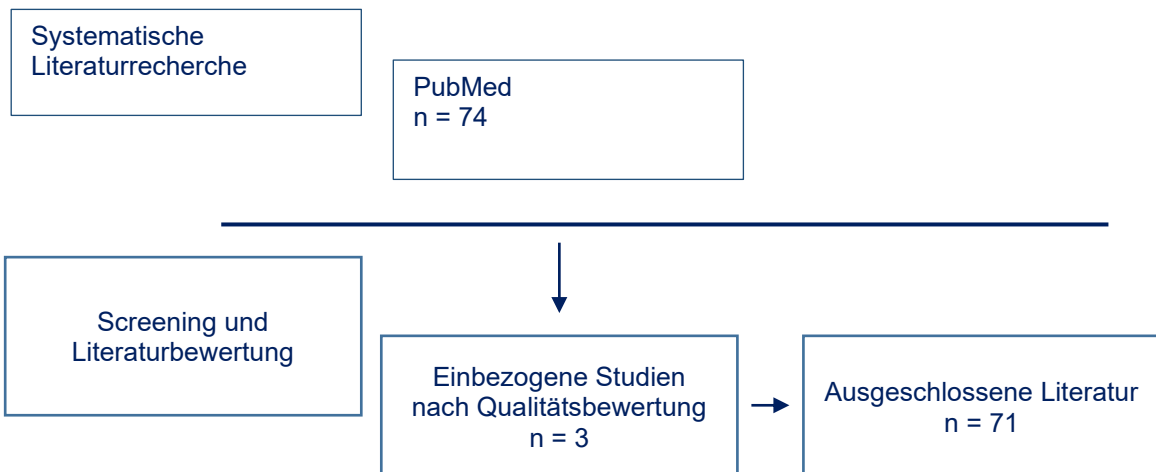
3.2.1 Schlüsselfrage

<p>Unterscheiden sich immunmodulierende Therapien im Therapie-assoziierten Infektionsrisiko?</p> <p><u>Population:</u> CED-Patienten unter unterschiedlichen immunsupprimierenden Therapien</p> <p><u>Interventions:</u> Corticosteroids, Azathioprine, Methotrexate, Adalimumab, Infliximab, Golimumab, Vedolizumab, Ustekinumab, Mirikizumab, Risankizumab, Filgotinib, Tofacitinib, Upadactinib, Ozanimod, Etrasimod</p> <p><u>Comparisons:</u> Placebo und Vergleich zwischen den o.g. Interventionen</p> <p><u>Outcomes:</u> Infektionen, Schwere Infektionen</p>

3.2.2 Recherche in PubMed (15. Mai 2024)

Unterscheiden sich immunmodulierende Therapien im Therapie-assoziierten Infektionsrisiko?		
Nr.	Query	Treffer
#1	Colitis, Ulcerative[MeSH] OR "inflammatory bowel diseases"[MeSH:noexp]	70.239
#2	risk infection [MeSH] OR (risk infection [tiab])	459.043
#3	#1 AND #2	1466
#4	randomized controlled trial[pt] OR controlled clinical trial[pt] OR randomised[tiab] OR randomized[tiab] OR placebo[tiab] OR drug therapy[sh] OR randomly[tiab] OR trial[tiab] OR groups[tiab] OR Systematic Review[pt] OR Systematic Review[tiab] OR Systematic[sb] OR Meta-Analysis[pt] OR Meta-Analysis[tiab] OR Meta-Analysis[sb] OR Cochrane Database Syst Rev[Journal]	6.336.437
#5	animals[mh] NOT humans[mh]	5.220.048
#6	#4 NOT #5	5.580.889
#7	#3 AND #6 Filters: Clinical Trial, Meta-Analysis, Randomized Controlled Trial, in the last 10 years, Humans, English, German	74

3.2.3 Ergebnis und PRISMA Flow Chart



3.3 Gewebsbasierte Nachweisverfahren (neue SF)

3.3.1 Schlüsselfrage

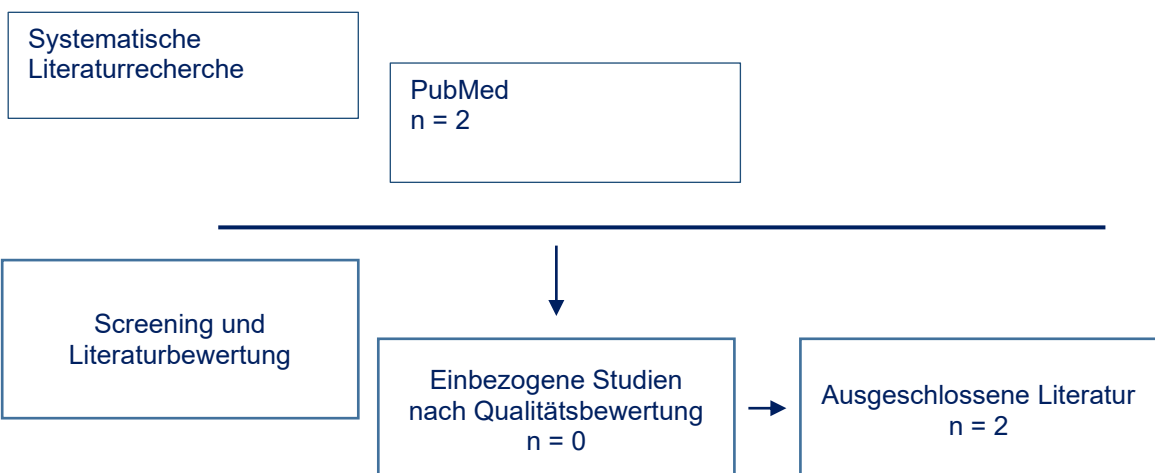
Sind gewebebasierte Nachweisverfahren von CMV den blutbasierten Nachweisverfahren in der Detektion einer CMV-Kolitis überlegen?"
Population:
Interventions:
Comparisons:

Outcomes:

3.3.2 Recherche in PubMed (15. Mai 2024)

Unterscheiden sich immunmodulierende Therapien im Therapie-assoziierten Infektionsrisiko?		
Nr.	Query	Treffer
#1	Colitis, Ulcerative[MeSH] OR "inflammatory bowel diseases"[MeSH:noexp]	70.239
#2	cytomegalovirus detection [MeSH] OR cytomegalovirus detection [tiab]	67
#3	#1 AND #2	3
#4	randomized controlled trial[pt] OR controlled clinical trial[pt] OR randomised[tiab] OR randomized[tiab] OR placebo[tiab] OR drug therapy[sh] OR randomly[tiab] OR trial[tiab] OR groups[tiab] OR Systematic Review[pt] OR Systematic Review[tiab] OR Systematic[sb] OR Meta-Analysis[pt] OR Meta-Analysis[tiab] OR Meta-Analysis[sb] OR Cochrane Database Syst Rev[Journal]	6.336.437
#5	animals[mh] NOT humans[mh]	5.220.048
#6	#4 NOT #5	5.580.889
#7	#3 AND #6 Filters: Humans	2

3.3.3 Ergebnis und PRISMA Flow Chart



3.4 Lebendimpfung (neue SF)

3.4.1 Schlüsselfrage

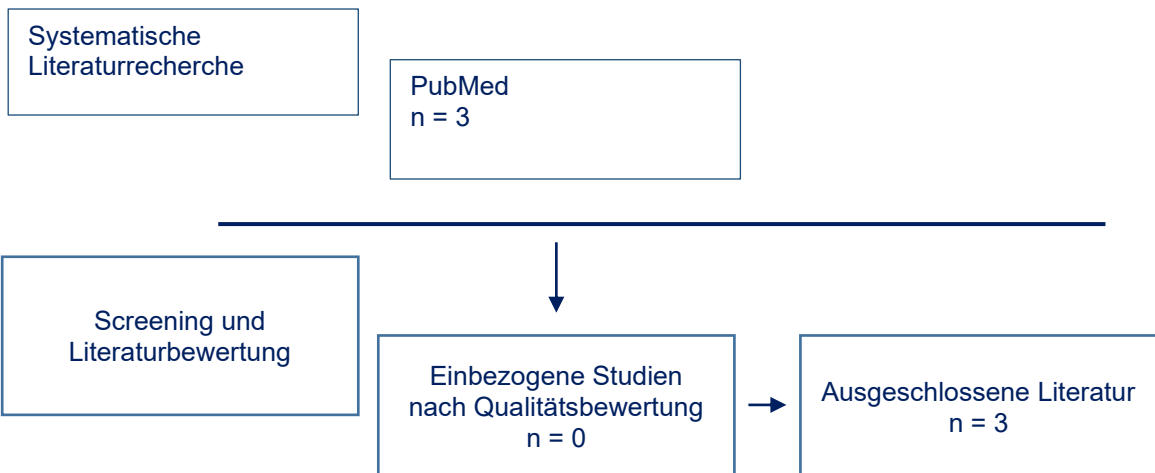
Vor Durchführung einer Lebendimpfung sollte eine immunsuppressive Therapie für 1-6 Monate pausiert werden

Population: immune-mediated chronic inflammatory diseases) or (inflammatory bowel disease
Interventions: Vaccination
Comparisons:
Outcomes:

3.4.2 Recherche in PubMed (15. Mai 2024)

Vor Durchführung einer Lebendimpfung sollte eine immunsuppressive Therapie für 1-6 Monate pausiert werden		
Nr.	Query	Treffer
#1	Colitis, Ulcerative[MeSH] OR "inflammatory bowel diseases"[MeSH:noexp]	70.239
#2	vaccination [MeSH] OR vaccination [tiab]	238.868
#3	#1 AND #2	643
#4	randomized controlled trial[pt] OR controlled clinical trial[pt] OR randomised[tiab] OR randomized[tiab] OR placebo[tiab] OR drug therapy[sh] OR randomly[tiab] OR trial[tiab] OR groups[tiab] OR Systematic Review[pt] OR Systematic Review[tiab] OR Systematic[sb] OR Meta-Analysis[pt] OR Meta-Analysis[tiab] OR Meta-Analysis[sb] OR Cochrane Database Syst Rev[Journal]	6.336.437
#5	animals[mh] NOT humans[mh]	5.220.048
#6	#4 NOT #5	5.580.889
#7	#3 AND #6 Filters: Clinical Trial, Randomized Controlled Trial, Humans, English, German, from 2022/1/1 - 2024/12/31	3

3.4.3 Ergebnis und PRISMA Flow Chart



3.5 Zoster (neue SF)

3.5.1 Schlüsselfrage

Patienten mit CU sollten ab einem Alter von 50 Jahren nach RKI-Empfehlung mit Herpes zoster-Totimpfstoff vakziniert werden. Vor Immunsuppression und insbesondere vor Therapie mit JAK-Inhibitoren kann ab dem 18. Lebensjahr eine solche Impfung erwogen werden, da ein erhöhtes Reaktivierungsrisiko unter diesen Therapien besteht und eine Wirksamkeit des Totimpfstoffes auch bei jüngeren Personen nachgewiesen wurde
Population:
Interventions:
Comparisons:
Outcomes:

3.5.2 Recherche in PubMed (15. Mai 2024)

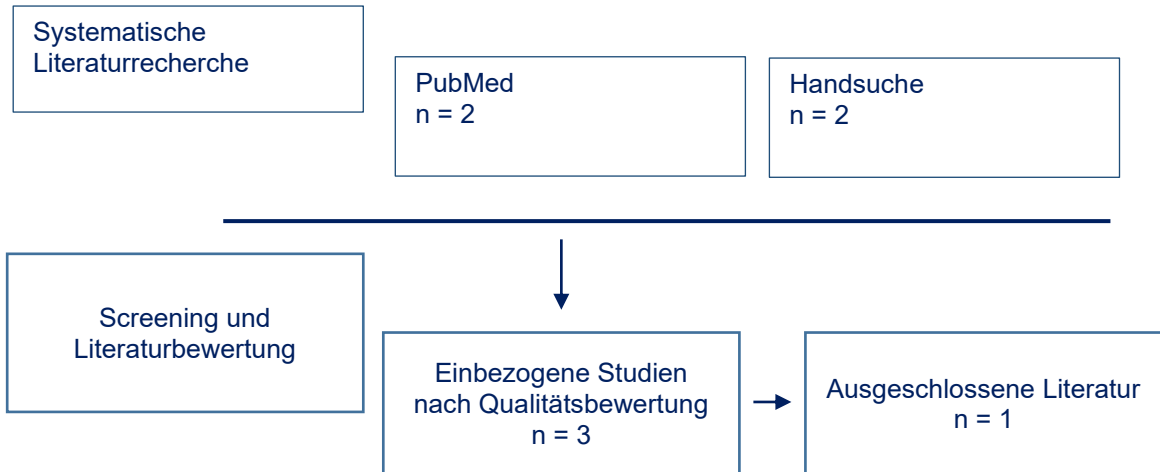
Patienten mit CU sollten ab einem Alter von 50 Jahren nach RKI-Empfehlung mit Herpes zoster-Totimpfstoff vakziniert werden. Vor Immunsuppression und insbesondere vor Therapie mit JAK-Inhibitoren kann ab dem 18. Lebensjahr eine solche Impfung erwogen werden, da ein erhöhtes Reaktivierungsrisiko unter diesen Therapien besteht und eine Wirksamkeit des Totimpfstoffes auch bei jüngeren Personen nachgewiesen wurde		
Nr.	Query	Treffer
#1	Colitis, Ulcerative[MeSH] OR "inflammatory bowel diseases"[MeSH:noexp]	70.245
#2	zoster vaccination [MeSH] OR zoster vaccination [tiab]	1.565
#3	#1 AND #2	43
#4	randomized controlled trial[pt] OR controlled clinical trial[pt] OR randomised[tiab] OR randomized[tiab] OR placebo[tiab] OR drug therapy[sh] OR randomly[tiab] OR trial[tiab] OR groups[tiab] OR Systematic Review[pt] OR Systematic Review[tiab] OR Systematic[sb] OR Meta-Analysis[pt] OR Meta-Analysis[tiab] OR Meta-Analysis[sb] OR Cochrane Database Syst Rev[Journal]	6.336.883
#5	animals[mh] NOT humans[mh]	5.220.048
#6	#4 NOT #5	5.580.889
#7	#3 AND #6 Filters: Clinical Trial, Meta-Analysis, Randomized Controlled Trial, Humans, English, German, from 2010/1/1 - 2024/12/31	2

3.5.3 Handsuche

Xu Q, He L, Yin Y. Risk of herpes zoster associated with JAK inhibitors in immune-mediated inflammatory diseases: a systematic review and network meta-analysis. *Front Pharmacol* 2023;14:1241954.

Desai A, Hashash JG, Kochhar GS, et al. Recombinant Zoster Vaccine [RZV] is Effective in Patients with Inflammatory Bowel Disease: A US Propensity Matched Cohort Study. *J Crohns Colitis* 2024;18:828-835.

3.5.4 Ergebnis und PRISMA Flow Chart



3.6 FMT (neue SF)

3.6.1 Schlüsselfrage

Wie effektiv ist ein FMT bei Colitis ulcerosa und gleichzeitige Clostridioides difficile Infektion?
<u>Population:</u>
<u>Interventions:</u>
<u>Comparisons:</u>
<u>Outcomes:</u>

3.6.2 Recherche in PubMed (24. September 2024)

Wie effektiv ist ein FMT bei Colitis ulcerosa und gleichzeitige Clostridioides difficile Infektion?		
Nr.	Query	Treffer
#1	Colitis, Ulcerative[MeSH] OR "inflammatory bowel diseases"[MeSH:noexp]	71.644
#2	Idiopathic Proctocolitis[tiab] OR Ulcerative Colitis[tiab] OR Colitis Gravis[tiab]	53.606
#3	#1 OR #2	85.289
#4	"Clostridioides"[Mesh] OR Clostridioides[Title/Abstract] OR Clostridium difficile[tiab] OR c. difficile[tiab]	20.760
#5	#3 AND #4	895
Intervention		
#6	Fecal Microbiota Transplantation[Mesh] OR fecal microbiota transplant*[Title/Abstract] OR faecal microbiota transplant*[Title/Abstract] OR FMT[Title/Abstract]	1.565
#7	#5 AND #6	253
Filter		

#8	animals[mh] NOT humans[mh]	5.259.955
#9	#7 NOT #8	249
#10	randomized controlled trial[pt] OR controlled clinical trial[pt] OR randomised[tiab] OR randomized[tiab] OR placebo[tiab] OR drug therapy[sh] OR randomly[tiab] OR trial[tiab] OR groups[tiab] OR Systematic Review[pt] OR Systematic Review[tiab] OR Systematic[sb] OR Meta-Analysis[pt] OR Meta-Analysis[tiab] OR Meta-Analysis[sb] OR Cochrane Database Syst Rev[Journal]	6.472.450
#13	#11 AND #12	98
#14	#13, Abstract available, Publication date last 10 years, English, German	85

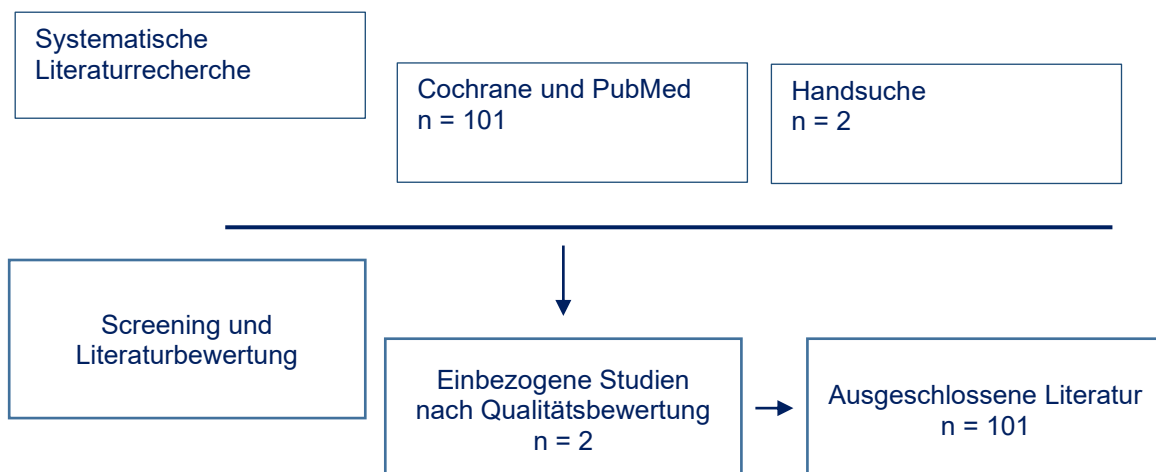
PubMed	85
Cochrane	43
Summe	128
Dubletten	5
Trial registries	22
Summe final	101

3.6.3 Handsuche

Koop AH, Travers PM, Khanna S, Pardi DS, Farraye FA, Hashash JG Fidaxomicin treatment for Clostridioides difficile infection in patients with inflammatory bowel disease J Gastroenterol Hepatol. 2023 Nov;38(11):1910-1916

Chen JH, Chiu CH, Chen CC, Chen YC, Yeh PJ, Kuo CJ, Chiu CT, Cheng HT, PanYB, Le PH. Comparative Efficacy of Fecal Microbiota Transplantation in Treating Refractory or Recurrent Clostridioides difficile Infection among Patients with and without Inflammatory Bowel Disease: A Retrospective Cohort Study. Biomedicines. 2024 Jun 23;12(7):1396

3.6.4 Ergebnis und PRISMA Flow Chart



4. Recherchen zum Thema „Chirurgie/ Pouchitis“

4.1 Chirurgie

4.1.1 Schlüsselfrage

<p>Wie sollte das chirurgische Vorgehen einer Proktokolektomie am besten gestaltet sein?</p> <p><u>Population:</u> CU-Patienten mit Indikation zur Proktokolektomie</p> <p><u>Interventions:</u> High-volume-Zentren, laparoskopische Proktokolektomie, primär mit Stoma, darmnahe Rektumresektion</p> <p><u>Comparisons:</u> Spezialisierte Zentren, Krankenhäuser der Regelversorgung? offene Proktokolektomie, primär ohne Stoma, Resektion in der TME-Schicht</p> <p><u>Outcomes:</u> Mortalität, Quality of Life, Morbidität, Komplikationsrate, Pouchitis, Pouchfunktion, Pouchersatz.</p>

4.1.2 Recherche in PubMed (13. März 2024)

Wie sollte das chirurgische Vorgehen am besten gestaltet sein?		
Nr.	Query	Treffer
#1	Colitis, Ulcerative[MeSH] OR "inflammatory bowel diseases"[MeSH:noexp]	69.527
#2	Idiopathic Proctocolitis[tiab] OR Ulcerative Colitis[tiab] OR Colitis Gravis[tiab]	51.585
#3	#1 OR #2	82.368
#4	Digestive System Surgical Procedures[MeSH] OR Surg*[tiab] OR Proctocolectomy, Restorative[MeSH] OR Proctocolectom*[tiab] OR Coloproctectom*[tiab] OR Colonic Pouches[MeSH] OR (Colon*[tiab] AND (Pouch[tiab] OR Pouches[tiab]))	2.734.637
#5	Hospitals, High-Volume[MeSH] OR Hospitals, Low-Volume[MeSH] OR (Volume[tiab] AND Hospital*[tiab])	52.463
#6	Hospitals, Special[MeSH] OR (Special*[tiab] AND Hospital*[tiab])	152.730
#7	Hospitals, General[MeSH] OR (General[tiab] AND Hospital*[tiab])	161.380
#8	#5 AND (#6 OR #7)	6.991
#9	#6 AND (#5 OR #7)	21.248
#10	#7 AND (#5 OR #6)	22.286
#11	Open[tiab] AND (Minimally Invasive Surgical Procedures[MeSH] OR (Minimal*[tiab] OR Surg*[tiab]) OR Laparoscopi*[tiab])	160.209
#12	Surgical Stomas[MeSH] OR Stoma*[tiab]	196.054
#13	((Mesorectal*[tiab] OR Mesenterial*[tiab]) AND (Excision*[tiab] OR Extirpation*[tiab])) OR TME[tiab]	18.074
#14	(Rectum[MeSH] OR rectal*[tiab] OR rectum[tiab]) AND (eversion*[tiab] OR resect*[tiab])	26.260
#15	#13 AND #14	2.635

#16	"Endoscopic Mucosal Resection"[MeSH] OR Mucosectom*[tiab] OR Mucotom*[tiab] OR (Endoscopic*[tiab] AND (Mucosa*[tiab] OR Mucous*[tiab]) AND (Resect*[tiab] OR Dissect*[tiab]) OR Strip Biops*[tiab]	8.358
#17	Anastomosis, Surgical[MeSH] OR Surgical*[tiab] Anastomos*[tiab]	45.808
#18	Surgical Stapling[MeSH] OR Stapl*[tiab]	23.505
#19	Hand*[tiab] AND (Stitch*[tiab] OR Sew*[tiab] OR Suture*[tiab])	5.446
#20	#17 AND #18	3.312
#21	#17 AND #19	776
#22	#16 OR #20 OR #21	15.426
#23	#8 OR #9 OR #10 OR #11 OR #12 OR #15 OR #22	393.137
#24	#3 AND #4	17.074
#25	#23 AND #24	1.518
#26	randomized controlled trial[pt] OR controlled clinical trial[pt] OR randomised[tiab] OR randomized[tiab] OR placebo[tiab] OR drug therapy[sh] OR randomly[tiab] OR trial[tiab] OR groups[tiab] OR Systematic Review[pt] OR Systematic Review[tiab] OR Systematic[sb] OR Meta-Analysis[pt] OR Meta-Analysis[tiab] OR Meta-Analysis[sb] OR Cochrane Database Syst Rev[Journal]	6.276.033
#27	animals[mh] NOT humans[mh]	5.201.872
#28	#26 NOT #27	5.525.186
#29	#25 AND #28 Filters: Meta-Analysis, Randomized Controlled Trial, Systematic Review, Humans, English, German, from 2016/12/14 - 2024/12/31	38

4.1.3 Handsuche

Donnelly M, Ryan OK, Ryan ÉJ, Bass GA, Kelly ME, McNamara D, Whelan M, Neary PC, O'Riordan JM, Kavanagh DO. Comparison of Restorative Proctocolectomy with and Without Defunctioning Loop Ileostomy in Patients with Ulcerative Colitis: A Systematic Review and Meta-analysis. *J Crohns Colitis*. 2023 Jun 16;17(6):876-895. doi: 10.1093/ecco-jcc/jjad021. PMID: 36776034.

Simillis C, Afxentiou T, Pellino G, Kontovounisios C, Rasheed S, Faiz O, Tekkis PP. A systematic review and meta-analysis comparing adverse events and functional outcomes of different pouch designs after restorative proctocolectomy. *Colorectal Dis*. 2018 Aug;20(8):664-675. doi: 10.1111/codi.14104. Epub 2018 Apr 19. PMID: 29577558.

Luo WY, Singh S, Cuomo R, et al. Modified two-stage restorative proctocolectomy with ileal pouch-anal anastomosis for ulcerative colitis: a systematic review and meta-analysis of observational research. *Int J Colorectal Dis* 2020;35:1817-1830.

Reijntjes MA et al. Long-term outcomes after close rectal dissection and total mesorectal excision in ileal pouch-anal anastomosis for ulcerative colitis. *Tech Coloproctol*. 2023 Apr;27(4):297-307. doi: 10.1007/s10151-022-02713-x. Epub 2022 Nov 6. PMID: 36336745; PMCID: PMC10008209.

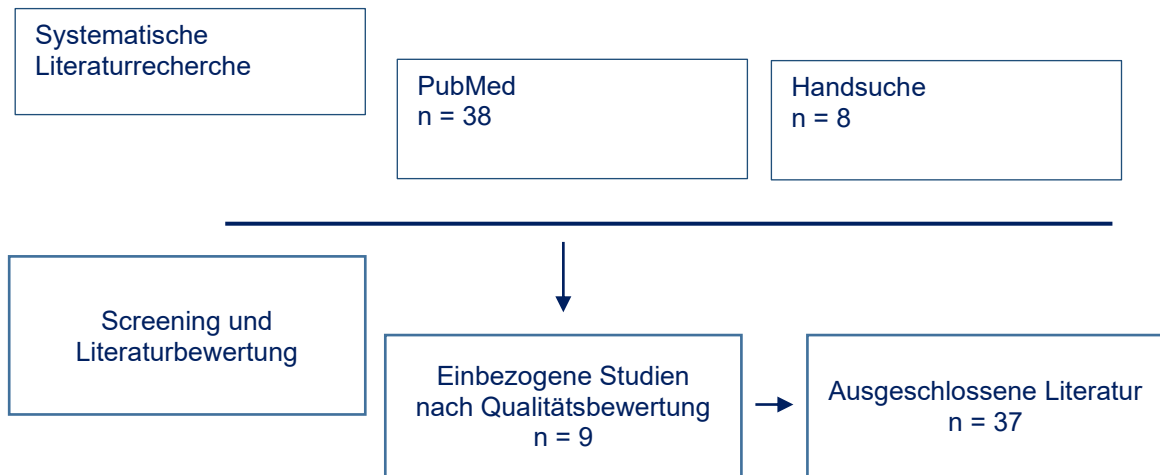
Kotze PG et al.; Controversies in IPAA for Ulcerative Colitis: A Systematic Review of Different Anastomotic Techniques. Dis Colon Rectum. 2024 Jun 1;67(S1):S26-S35.

Lincango EP, Dominguez OH, Prien C, et al. Transanal ileal pouch–anal anastomosis for inflammatory bowel disease: a systematic review and meta-analysis of short-term outcomes. Colorectal Disease 2024;26:886-898.

Stephens IJB, Byrnes KG, Burke JP. Transanal ileal pouch-anal anastomosis: A systematic review and meta-analysis of technical approaches and clinical outcomes. Langenbecks Arch Surg 2024;409:153.

Murphy PB, Khot Z, Vogt KN, et al. Quality of Life After Total Proctocolectomy With Ileostomy or IPAA: A Systematic Review. Dis Colon Rectum 2015;58:899-908.

4.1.4 Ergebnis und PRISMA Flow Chart



4.2 Postoperative Komplikationen

4.2.1 Schlüsselfrage

5.2 Wie können postoperative Komplikationen bei Patienten mit Proktokolektomie vermieden/ versorgt werden?
<u>Population:</u> CU-Patienten mit Proktokolektomie (und akuter Pouchitis)
<u>Interventions:</u> Probiotics, antibiotics, Immunsuppressiva, Biologika
<u>Comparisons:</u> –
<u>Outcomes:</u> Mortalität, Quality of Life, Morbidität, Lokalseptische Komplikationen, Pouchitis, Pouchfunktion, Pouchersatz.

4.2.2 Recherche in PubMed (13. März 2024)

5.2 Wie können postoperative Komplikationen bei Patienten mit Proktokolektomie vermieden/ versorgt werden?		
Nr.	Query	Treffer
#1	Colitis, Ulcerative[MeSH] OR "inflammatory bowel diseases"[MeSH:noexp]	69.527

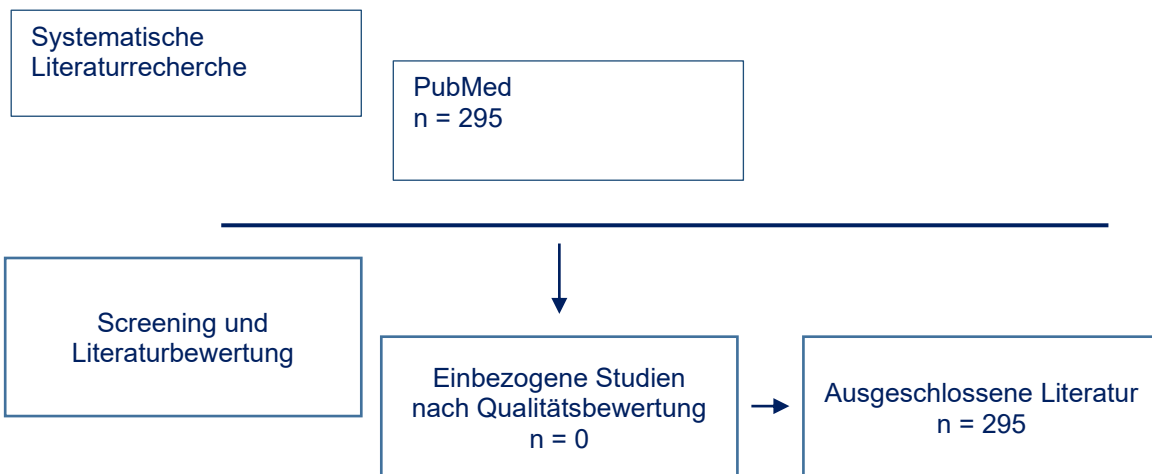
#2	Idiopathic Proctocolitis[tiab] OR Ulcerative Colitis[tiab] OR Colitis Gravis[tiab]	51.585
#3	#1 OR #2	82.368
#4	Digestive System Surgical Procedures[MeSH] OR Surg*[tiab] OR Proctocolectomy, Restorative[MeSH] OR Proctocolectom*[tiab] OR Coloproctectom*[tiab] OR Colonic Pouches[MeSH] OR ((Colon*[tiab] OR Ileal*[tiab]) AND (Pouch[tiab] OR Pouches[tiab]))	2.735.015
#5	Postoperative Complications[MeSH] OR complication*[tiab] OR "adverse effects" [Subheading] OR complications[Subheading] OR Pneumonia[MeSH] OR Pneumoni*[tiab] OR Inflammation[MeSH] OR Inflammation*[tiab] OR Anastomotic Leak[MeSH] OR Leak*[tiab] OR Abscess[MeSH] OR Abscess[tiab] OR Pouchitis[MeSH] OR Pouch Ileitis[tiab] OR Intestinal Obstruction[MeSH] OR Obstruct*[tiab] OR Ileus[tiab] OR Incisional Hernia[MeSH] OR ((Incisional*[tiab] OR Postoperative[tiab]) AND Hernia*[tiab])	6.862.099
#6	#4 AND #5	1.194.451
#7	treatment*[tiab] OR "therapy" [Subheading] OR Probiotics[MeSH] OR Probiotic*[tiab]	11.023.823
#8	Therapeutics[MeSH] OR Anti-Bacterial Agents[MeSH] OR Therap*[tiab] OR Anti-Bacterial*[tiab] OR Antibacterial*[tiab] Antibiotic*[tiab] OR Bacteriocidal*[tiab] OR Bacteriostatic*[tiab] OR Ciprofloxacin[MeSH] OR Ciprofloxacin[tiab] OR Metronidazole[MeSH] OR Metronidazol*[tiab] OR Trichopol[tiab] OR Flagyl[tiab] OR Metrogyl[tiab] OR Vancomycin[MeSH] OR Vancomycin*[tiab] OR Vancocin*[tiab]	369.222
#9	"Receptors, Lysosphingolipid"[MeSH] OR ((sphingosin*[tiab]) AND (phosphat*[tiab] OR receptor*[tiab])) OR S1P[tiab] OR Ozanimod [Supplementary Concept] OR Ozanimod[tiab] OR RPC1063[tiab] OR Etrasimod[tiab] OR APD334[tiab]	10.611
#10	"CT-P13"[Supplementary Concept] OR "CT-P13"[tiab] OR CTP13[tiab] OR inflectra[tiab] OR SB2[tiab] OR Remsima[tiab] OR Flixabi[tiab] OR "Biosimilar Pharmaceuticals"[MeSH] OR "Pharmaceuticals, Biosimilar"[tiab] OR Biosimilar*[tiab]	6.495
#11	"Infliximab"[MeSH] OR infliximab[tiab] OR "MAb cA2"[tiab] OR "Monoclonal Antibody cA2"[tiab] OR "Antibody cA2, Monoclonal"[tiab] OR "cA2, Monoclonal Antibody"[tiab] OR "Remicade"[tiab] OR originator[tiab]	19.566
#12	"Adalimumab"[MeSH] OR Adalimumab[tiab] OR "D2E7 Antibody"[tiab] OR Humira[tiab]	11.509

#13	etrolizumab[tiab] OR "rhuMAb Beta7" [Supplementary Concept] OR "rhuMAb Beta7"[tiab] OR PRO145223[tiab]	98
#14	"AVX-470" [Supplementary Concept] OR AVX-470[tiab]	5
#15	golimumab [Supplementary Concept] OR golimumab[tiab] OR Simponi[tiab]	1.698
#16	"vedolizumab" [Supplementary Concept] OR Vedolizumab[tiab] OR Entyvio[tiab] OR MLN0002[tiab]	2.056
#17	Ustekinumab[MeSH] OR Ustekinumab[tiab] OR Stelara[tiab] OR "CNTO 1275"[tiab] OR "CNTO-1275"[tiab] OR CNTO1275[tiab]	3.424
#18	Eldelumab[tiab] OR Anti-IP-10[tiab]	43
#19	Janus Kinases[MeSH] OR JAK*[tiab] OR "janus kinase"[tiab] OR janus-kinase[tiab]	31.624
#20	Filgotinib[tiab] OR GLPG0634[tiab]	309
#21	Tofacitinib [Supplementary Concept] OR tofacitinib[tiab] OR tasocitinib[tiab] OR Xeljanz[tiab] OR Jakvinus[tiab] OR "CP 690,550"[tiab] OR CP690550[tiab] OR "CP-690550"[tiab] OR "CP 690550"[tiab] OR "CP-690,550"[tiab]	3.235
#22	(Glucocorticoids[MeSH] OR glucocorticoid*[tiab] OR "Glucocorticoid Effect*" [tiab] OR steroid*[tiab] OR corticoid*[tiab] OR ((cortico*[tiab] OR hormone[tiab] OR generation[tiab]) AND steroid*[tiab]))	382.794
#23	Prednisone[MeSH] OR "Cortisone"[MeSH] OR Dehydrocortisone[tiab] OR prednison*[tiab] OR delta-Cortisone[tiab] OR Rectodelt[tiab] OR Sterapred[tiab] OR Ultracorten[tiab] OR Winpred[tiab] OR Apo-Prednisone[tiab] OR Cortan[tiab] OR Cortancyl[tiab] OR Panafcort[tiab] OR OR Cutason[tiab] OR Decortin[tiab] OR Dacortin[tiab] OR Decortisyl[tiab] OR Deltasone[tiab] OR Encorton*[tiab] OR Enkortolon[tiab] OR Kortancyl[tiab] OR "Liquid Pred"[tiab] OR Meticorten[tiab] OR Orasone[tiab] OR Panasol[tiab] OR "Predni Tablinen"[tiab] OR Prednidib[tiab] OR Predniment[tiab] OR Pronisone[tiab] OR Sone[tiab]	77.567

#24	(Beclomethasone[MeSH] OR Beclomethason*[tiab] OR Beclometason*[tiab] OR ((Beclomethasone[tiab] OR Beclometason[tiab]) AND Dipropionate[tiab])) OR Beclamet[tiab] OR "Beclor Asma"[tiab] OR "Beclor AZU"[tiab] OR Beclocort[tiab] OR Beclomet[tiab] OR OR Beclorhinol[tiab] OR Becloturmant[tiab] OR Sanasthmax[tiab] OR Beclovent[tiab] OR Beconase[tiab] OR Becloforte[tiab] OR Becodisk[tiab] OR Becotide[tiab] OR Propaderm[tiab] OR Sanasthmyl[tiab] OR Becodisks[tiab] OR "Beconase AQ"[tiab] OR Bronchocort[tiab] OR Junik[tiab] OR Qvar[tiab] OR Aerobec*[tiab] OR Beclazone*[tiab] OR Ecobec[tiab] OR Filair*[tiab] OR "Nasobec Aqueous"[tiab] OR Prolair[tiab] OR "Respocort"[tiab] OR Ventolair[tiab] OR Vancenase[tiab] OR Vanceril[tiab] OR Aldecin[tiab] OR Viarin[tiab] OR "Apo-Beclomethasone"[tiab])	4.136
#25	Dexamethasone[MeSH] OR Dexamethason*[tiab] OR Dexametason*[tiab] OR Hexadecadrol[tiab] OR Methylfluorprednisolone[tiab] OR Decameth[tiab] OR Decaspray[tiab] OR Dexasone[tiab] OR Dexpak[tiab] OR Maxidex[tiab] OR Millicorten[tiab] OR Oradexon[tiab] OR Decaject[tiab] OR Decaject*[tiab] OR Hexadrol[tiab]	82.520
#26	Budesonide[MeSH] OR Budesonid*[tiab] OR Pulmicort[tiab] OR MMX[tiab] OR Horacort[tiab] OR Rhinocort[tiab]	7.716
#27	Cyclosporine[MeSH] OR cyclosporin*[tiab] OR Ciclosporin*[tiab] OR Neoral[tiab] OR CyA-NOF[tiab] OR "CyA NOF"[tiab] OR Sandimmun*[tiab] OR CsA-Neoral[tiab] OR "CsA Neoral" OR CsANeoral[tiab] OR "OL 27-400"[tiab] OR "OL 27 400"[tiab] OR "OL 27400"[tiab]	62.743
#28	Tacrolimus[MeSH] OR tacrolimus[tiab] OR Prograf*[tiab] OR "FR-900506"[tiab] OR "FR 900506"[tiab] OR FR900506[tiab] OR "FK-506"[tiab] OR "FK 506"[tiab] OR "FK506"[tiab]	29.604
#29	Methotrexate[MeSH] OR Methotrexate[tiab] OR Amethopterin[tiab] OR Mexate[tiab]	61.897
#30	"Purines"[MeSH] OR Purin*[tiab]	578.236
#31	"Azathioprine"[MeSH] OR Azathioprin*[tiab] OR Thiopurin*[tiab] OR Imurel[tiab] OR Imuran[tiab] OR Immuran[tiab] OR Azafalk[tiab] OR Azaimmun[tiab] OR Azarek[tiab] OR Colinsan[tiab] OR Immunoprin[tiab] OR Imurek[tiab] OR Zytrim[tiab]	18.094

#32	6-Mercaptopurine[MeSH] OR 6-Mercaptopurin*[tiab] OR Mercaptopurin*[tiab] OR "1,7-Dihydro-6H-purine-6-thione"[tiab] OR 6-Thiohypoxanthin*[tiab] OR 6-Thiopurine[tiab] OR Thiopurin*[tiab] OR Leupurin[tiab] OR Purimethol[tiab] OR "BW 57-323H"[tiab] OR "BW 57 323H"[tiab] OR "BW 57323H"[tiab] OR Purinethol[tiab] OR "Puri-Nethol"[tiab] OR "Puri Nethol"[tiab]	24.150
#33	"AJM300" [Supplementary Concept] OR AJM300[tiab] OR "Integrin alpha4"[MeSH] OR "Integrin alpha4"[tiab]	1.246
#34	#7 OR #8 OR #9 OR #10 OR #11 OR #12 OR #13 OR #14 OR #15 OR #16 OR #17 OR #18 OR OR #19 OR #20 OR #21 OR #22 OR #23 OR #24 OR #25 OR #26 OR #27 OR #28 OR #29 OR #30 OR #31 OR #32 OR #33	11.860.140
#35	#6 AND #34	1.727.725
#36	#3 AND #35	12.740
#37	randomized controlled trial[pt] OR controlled clinical trial[pt] OR randomised[tiab] OR randomized[tiab] OR placebo[tiab] OR drug therapy[sh] OR randomly[tiab] OR trial[tiab] OR groups[tiab] OR Systematic Review[pt] OR Systematic Review[tiab] OR Systematic[sb] OR Meta-Analysis[pt] OR Meta-Analysis[tiab] OR Meta-Analysis[sb] OR Cochrane Database Syst Rev[Journal]	6.276.033
#38	animals[mh] NOT humans[mh]	5.201.872
#39	#37 NOT #38	5.525.186
#40	#36 AND #39 Filters: Meta-Analysis, Randomized Controlled Trial, Systematic Review, Humans, English, German, from 2016/12/16 - 2024/12/31	295

4.2.3 Ergebnis und PRISMA Flow Chart



5. Recherche Extraintestinale Manifestation:

5.1 Eisensubstitution

5.1.1 Schlüsselfrage

	P atient	I ntervention	C omparator	O utcome
Eisensubstitution	Patient mit Eisenmangel	i.v. Eisen	Eisen p.o.	Normalisierung des Hb, Anstieg der LQ

5.1.2 Recherche in PubMed: AG 5 – 1

Date Run: 13. März 2024

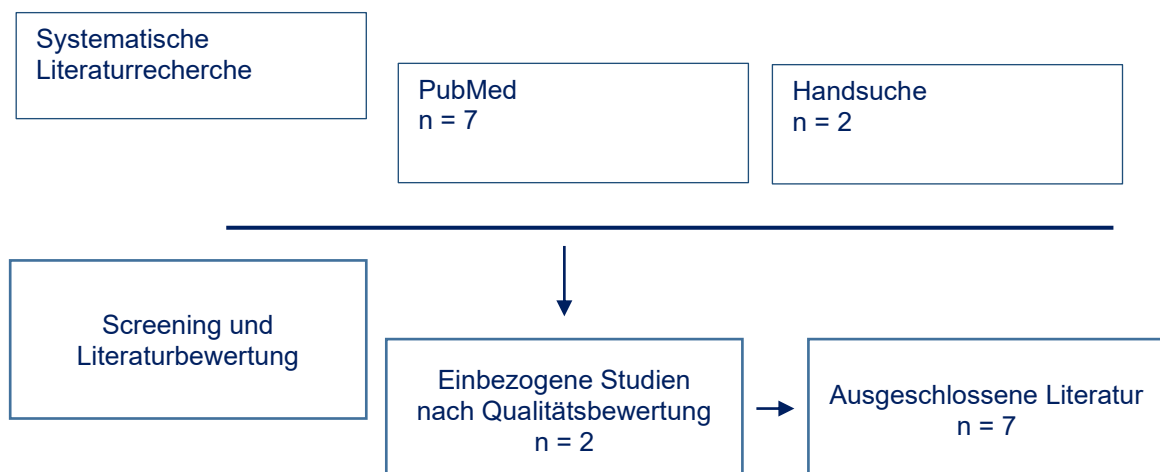
Search	Hits
((("crohn disease"[MeSH Terms]) OR ("inflammatory bowel diseases"[MeSH Terms])) AND (("iron-deficiency"[Title/Abstract]) OR ("iron deficiency"[title/abstract]))) Filters: Meta-Analysis, Randomized Controlled Trial, Systematic Review, Humans, English, German, from 2020/4/27 - 2024/12/31	7

5.1.3 Handsuche

Peyrin-Biroulet, L. et al. Iron Deficiency in Patients with Inflammatory Bowel Diseases: A Prospective Multicenter Cross-Sectional Study

Jeffrey L Carson, Cochrane Database Syst Rev 2021 Dec 21;12(12):CD002042. doi: 10.1002/14651858.CD002042.pub5

5.1.4 Ergebnis und PRISMA Flow Chart AG 5 – 1



5.2 Gelenkschmerzen

5.2.1 Schlüsselfrage

	Patient	Intervention	Comparator	Outcome
Gelenkschmerzen	Patient mt Gelenkschmerzen	Biologicagabe	MTX	Regredienz der Gelenschmerzen

5.2.2 Recherche in PubMed: AG 5 – 2

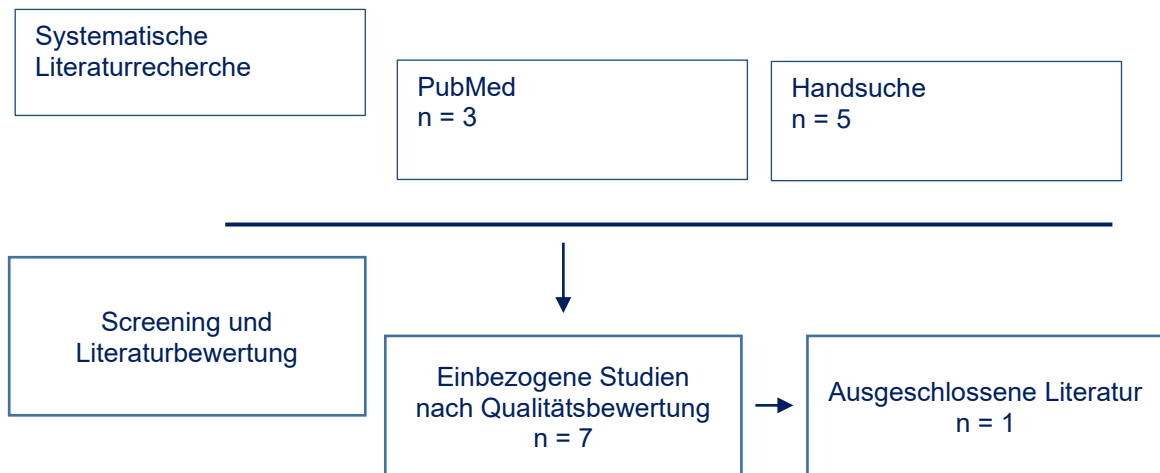
Date Run: 13. März 2024

Search	Hits
((("crohn disease"[MeSH Terms]) OR ("inflammatory bowel diseases"[MeSH Terms])) AND ((arthritis[Title/Abstract]) OR (arthropathy[Title/Abstract]) OR (spondylarthropathy[Title/Abstract]) or (spondylarthritis[Title/Abstract])) AND (methotrexate[Title/Abstract])) Filters: Meta-Analysis, Randomized Controlled Trial, Systematic Review, Humans, English, German, from 2020/4/27 - 2024/12/31	3

5.2.3 Handsuche

Moninuola et al. 2018
 Cohen-Mekelburg et al. 2022
 Ramiro et al. 2023
 Guillo et al. 2021
 Deodhar et al., 2021

5.2.4 Ergebnis und PRISMA Flow Chart: AG 5 – 2



5.3 JAK-Inhibitoren (neue SF)

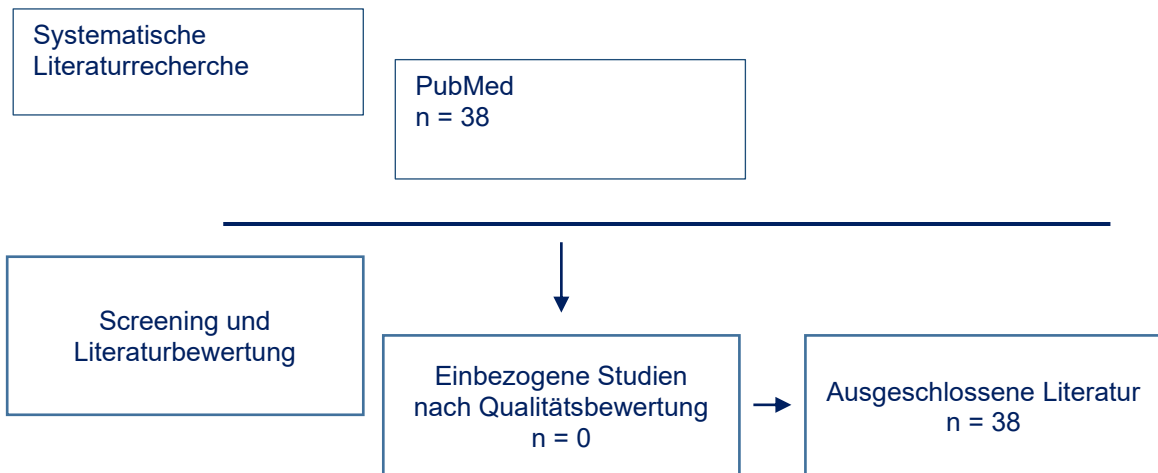
5.3.1 Schlüsselfrage

Wie beeinflusst das Sicherheitsprofil von Jak-Inhibitoren bei Patienten mit CED deren Einsatz in dieser Indikation?
Population:
Interventions:
Comparisons:
Outcomes:

5.3.2 Recherche in PubMed (15. Mai 2024)

Wie beeinflusst das Sicherheitsprofil von Jak-Inhibitoren bei Patienten mit CED deren Einsatz in dieser Indikation?		
Nr.	Query	Treffer
#1	Colitis, Ulcerative[MeSH] OR "inflammatory bowel diseases"[MeSH:noexp]	70.245
#2	Idiopathic Proctocolitis[tiab] OR Ulcerative Colitis[tiab] OR Colitis Gravis[tiab]	52.229
#3	#1 OR #2	83.342
<hr/>		
#4	jak inhibitors [MeSH] OR jak inhibitors [tiab]	3.505
#5	IBD [MeSH] OR IBD [tiab]	38.278
#6	safety [MeSH] OR safety [tiab]	784.146
#7	#4 AND #5	137
#8	#6 AND #7	58
#9	#3 AND #8	54
#10	randomized controlled trial[pt] OR controlled clinical trial[pt] OR randomised[tiab] OR randomized[tiab] OR placebo[tiab] OR drug therapy[sh] OR randomly[tiab] OR trial[tiab] OR groups[tiab] OR Systematic Review[pt] OR Systematic Review[tiab] OR Systematic[sb] OR Meta-Analysis[pt] OR Meta-Analysis[tiab] OR Meta-Analysis[sb] OR Cochrane Database Syst Rev[Journal]	6.336,883
#11	animals[mh] NOT humans[mh]	5.220.148
#12	#10 NOT #11	5.581.315
#13	#9 AND #12 Filters: in the last 10 years, English, German, Humans	38

5.3.3 Ergebnis und PRISMA Flow Chart



5.4 Hautmanifestation (neue SF)

5.4.1 Schlüsselfrage

Wie erfolgt die Therapie der Hautmanifestation bei CED?
Population: Patient mit Hautmanifestation
Interventions: Therapie mit Biologika
Comparisons: lokale Therapie
Outcomes: Regredienz der Hautmanifestation

5.4.2 Recherche in Cochrane und PubMed (10. Oktober 2024 & 18. Oktober 2024)

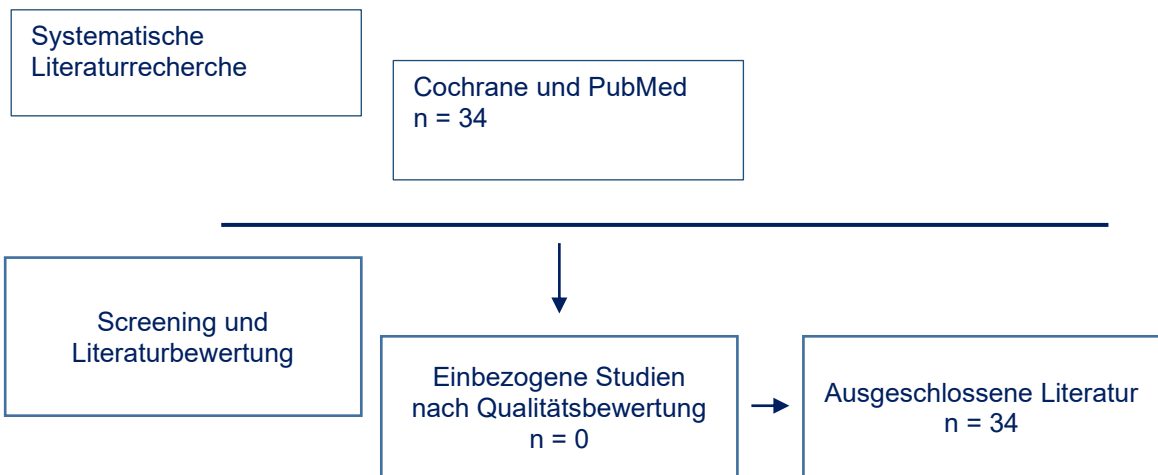
Wie erfolgt die Therapie der Hautmanifestation bei CED?		
ID	Search	Hits
Population		
#1	MeSH descriptor: [Colitis, Ulcerative] explode all trees	2287
#2	MeSH descriptor: [Inflammatory Bowel Diseases] this term only	982
#3	#1 OR #2	3094
#4	(Idiopathic Proctocolitis OR Ulcerative Colitis OR Colitis Gravis):ti,ab,kw	6855
#5	#3 OR #4	7448
#6	MeSH descriptor: [Skin Manifestations] explode all trees	4609
#7	(Skin Manifestations OR Manifestation, Skin OR Manifestations, Skin OR Skin Manifestation OR cutaneous manifestation* OR dermal manifestation*):ti,ab,kw	2528
#8	#6 OR #7	7060
#9	#5 AND #8	19
Intervention		
#10	MeSH descriptor: [Biological Therapy] explode all trees	26422
#11	MeSH descriptor: [Biological Products] explode all trees	37801
#12	MeSH descriptor: [Adalimumab] explode all trees	1174
#13	MeSH descriptor: [Infliximab] explode all trees	1079
#14	MeSH descriptor: [Certolizumab Pegol] explode all trees	222
#15	MeSH descriptor: [Ustekinumab] explode all trees	353
#16	MeSH descriptor: [Tumor Necrosis Factor-alpha] explode all trees	4430

#17	(TNF OR Cachectin OR Tumor Necrosis Factor OR TNF-alpha):ti,ab,kw	23539
#18	#16 OR #17	23539
#19	(inhibit* OR block* OR antagonist):ti,ab,kw	268329
#20	#18 AND #19	7236
#21	(Anti-TNF OR Anti TNF):ti,ab,kw	5501
#22	#20 OR #21	10745
#23	(Biological Therapy OR Biological Therapies OR Therapies, Biological OR Therapy, Biological OR Biologic Therapy OR Biologic Therapies OR Therapies, Biologic OR Therapy, Biologic OR Biotherap* OR Biologic* OR "Biological Products" OR biological OR Adalimumab OR Adalimumab OR Humira OR Adalimumab-adbm OR Adalimumab adbm OR Amjevita OR Adalimumab-atto OR Adalimumab atto OR Cyltezo OR D2E7 Antibody OR Antibody, D2E7 OR golimumab OR Simponi OR vedolizumab OR Entyvio OR MLN0002 OR Monoclonal Antibody cA2 OR cA2, Monoclonal Antibody OR MAb cA2 OR Infliximab-abda OR Infliximab abda OR Renflexis OR Infliximab-dyyb OR Infliximab dyyb OR Inflectra OR Remicade OR infliximab OR Certolizumab Pegol OR Certolizumab OR Cimzia OR CDP870 OR CDP 870 OR Ustekinumab OR Stelara OR CNTO 1275 OR CNTO-1275):ti,ab,kw	51189
#24	#10 OR #11 OR #12 OR #13 OR #14 OR #15 OR #22	69124
#25	#9 AND #24 with Cochrane Library publication date Between Jan 2014 and Oct 2024, in Cochrane Reviews, Trials	7

Population		
#1	Colitis, Ulcerative[Mesh] OR "inflammatory bowel diseases"[Mesh:noexp]	71.919
#2	Idiopathic Proctocolitis[tiab] OR Ulcerative Colitis[tiab] OR Colitis Gravis[tiab]	53.886
#3	#1 OR #2	85.679
#4	"Skin Manifestations"[Mesh] OR "Skin Manifestations"[tiab] OR "Manifestation, Skin"[tiab] OR "Manifestations, Skin"[tiab] OR "Skin Manifestation"[tiab] OR "cutaneous manifestation*"[tiab] OR "dermal manifestation*"[tiab]	91.230
#5	#3 AND #4	396
Intervention		
#6	((Biological Therapy[Mesh] OR Biological Therapy[tiab] OR Biological Therapies[tiab] OR Therapies, Biological[tiab] OR Therapy, Biological[tiab] OR Biologic Therapy[tiab] OR Biologic Therapies[tiab] OR Therapies, Biologic[tiab] OR Therapy, Biologic[tiab] OR Biotherap*[tiab] OR Biologic*[tiab] OR "Biological Products"[Mesh] OR "Biological Product*"[tiab] OR biological[tiab] OR Adalimumab[Mesh] OR Adalimumab[tiab] OR Humira[tiab] OR Adalimumab-adbm[tiab] OR Adalimumab adbm[tiab] OR Amjevita[tiab] OR Adalimumab-atto[tiab] OR Adalimumab atto[tiab] OR Cyltezo[tiab] OR D2E7 Antibody[tiab] OR Antibody, D2E7[tiab] OR golimumab [Supplementary Concept] OR Simponi[tiab] OR golimumab[tiab] OR "vedolizumab" [Supplementary Concept] OR vedolizumab[tiab] OR Entyvio[tiab] OR MLN0002[tiab] OR Infliximab[Mesh] OR Infliximab[tiab] OR Monoclonal Antibody cA2[tiab] OR cA2, Monoclonal Antibody[tiab] OR MAb cA2[tiab] OR Infliximab-abda[tiab] OR Infliximab abda[tiab] OR Renflexis[tiab] OR Infliximab-dyyb[tiab] OR Infliximab dyyb[tiab] OR Inflectra[tiab] OR Remicade[tiab] OR infliximab[tiab] OR Certolizumab Pegol[Mesh] OR Certolizumab Pegol[tiab] OR Certolizumab[tiab] OR Cimzia[tiab] OR CDP870[tiab] OR CDP 870[tiab] OR Ustekinumab[Mesh] OR Ustekinumab[tiab] OR Stelara[tiab] OR CNTO 1275[tiab] OR CNTO-1275[tiab]) OR ((Tumor Necrosis Factor-alpha[Mesh] OR TNF[tiab] OR Cachectin[tiab] OR Tumor Necrosis Factor[tiab] OR TNF-alpha[tiab]) AND (inhibit*[tiab] OR block*[tiab] OR antagonist[tiab])) OR Anti-TNF[tiab] OR Anti TNF[tiab])	2.633.452

#7	#5 AND #6	82
Filter		
#8	animals[mh] NOT humans[mh]	5.267.213
#9	#7 NOT #8	82
#10	randomized controlled trial[pt] OR controlled clinical trial[pt] OR randomised[tiab] OR randomized[tiab] OR placebo[tiab] OR drug therapy[sh] OR randomly[tiab] OR trial[tiab] OR groups[tiab] OR Systematic Review[pt] OR Systematic Review[tiab] OR Systematic[sb] OR Meta-Analysis[pt] OR Meta-Analysis[tiab] OR Meta-Analysis[sb] OR Cochrane Database Syst Rev[Journal]	6.497.635
#11	#9 AND #10	53
#12	#11, Abstract available, Publication date last 10 years, English, German	27

5.4.3 Ergebnis und PRISMA Flow Chart



5.5 Hepatobiliäre Beteiligung (neue SF)

5.5.1 Schlüsselfrage

<p>Population: Pat. mit hepatobiliärer Beteiligung</p> <p>Interventions: Therapie mit UDC</p> <p>Comparisons: keine Therapie</p> <p>Outcomes: Normalisierung der Lebertransaminasen</p>

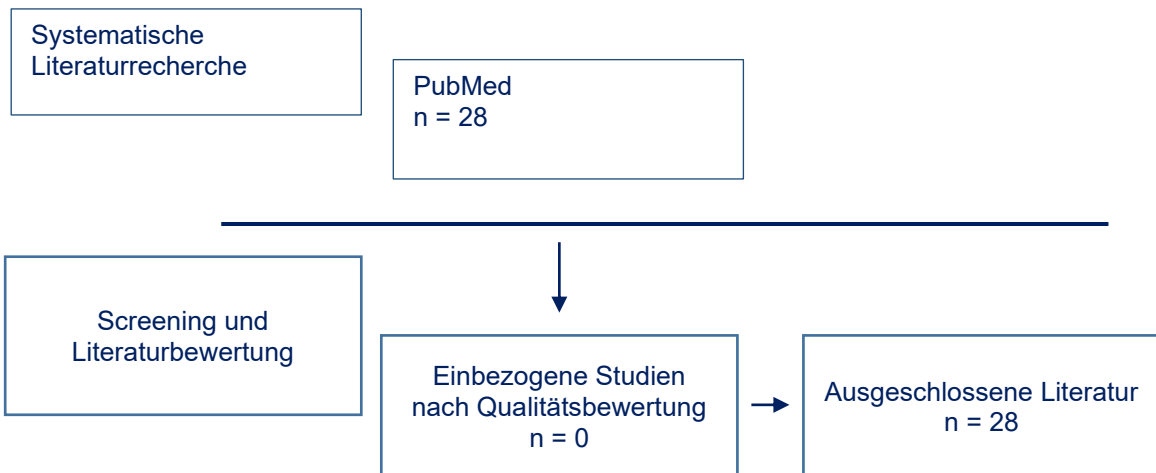
5.5.2 Recherche in Cochrane und PubMed (09. Oktober 2024 & 18. Oktober 2024)

Population		
#1	MeSH descriptor: [Colitis, Ulcerative] explode all trees	2287
#2	MeSH descriptor: [Inflammatory Bowel Diseases] this term only	982
#3	#1 OR #2	3094
#4	(Idiopathic Proctocolitis OR Ulcerative Colitis OR Colitis Gravis):ti,ab,kw	6855

#5	#3 OR #4	7448
#6	(hepatobiliary involvement OR hepatobiliary manifestation* OR hepatobiliary complication* OR hepatobiliary disorder* OR hepatobiliary disease* OR hepatobiliary impairment):ti,ab,kw	1199
#7	#5 AND #6	18
Intervention		
#8	#7 with Cochrane Library publication date Between Jan 2014 and Oct 2024, in Cochrane Reviews, Trials	16

Population		
#1	Colitis, Ulcerative[Mesh] OR "inflammatory bowel diseases"[Mesh:noexp]	71.919
#2	Idiopathic Proctocolitis[tiab] OR Ulcerative Colitis[tiab] OR Colitis Gravis[tiab]	53.886
#3	#1 OR #2	85.679
#4	"hepatobiliary involvement"[tiab] OR "hepatobiliary manifestation*"[tiab] OR "hepatobiliary complication*"[tiab] OR "hepatobiliary disorder*"[tiab] OR "hepatobiliary disease*"[tiab] OR "hepatobiliary impairment"[tiab]	2.924
#5	#3 AND #4	149
Intervention		
Filter		
#6	animals[mh] NOT humans[mh]	5.267.213
#7	#5 NOT #6	147
#8	randomized controlled trial[pt] OR controlled clinical trial[pt] OR randomised[tiab] OR randomized[tiab] OR placebo[tiab] OR drug therapy[sh] OR randomly[tiab] OR trial[tiab] OR groups[tiab] OR Systematic Review[pt] OR Systematic Review[tiab] OR Systematic[sb] OR Meta-Analysis[pt] OR Meta-Analysis[tiab] OR Meta-Analysis[sb] OR Cochrane Database Syst Rev[Journal]	6.497.635
#9	#7 AND #8	32
#10	#9, Abstract available, Publication date last 10 years, English, German	12

5.5.3 Ergebnis und PRISMA Flow Chart



5.6 Osteoporose (neue SF)

5.6.1 Schlüsselfrage

Sollte eine Vitamin D Substitution bei Patientinnen und Patienten mit Colitis ulcerosa durchgeführt werden?
<u>Population:</u> Patienten mit Osteoporose
<u>Interventions:</u> Vitamin D Substitution, Niktostop, Ernährungstherapie
<u>Comparisons:</u> kein Comparator
<u>Outcomes:</u> Entwicklung der Osteoporose

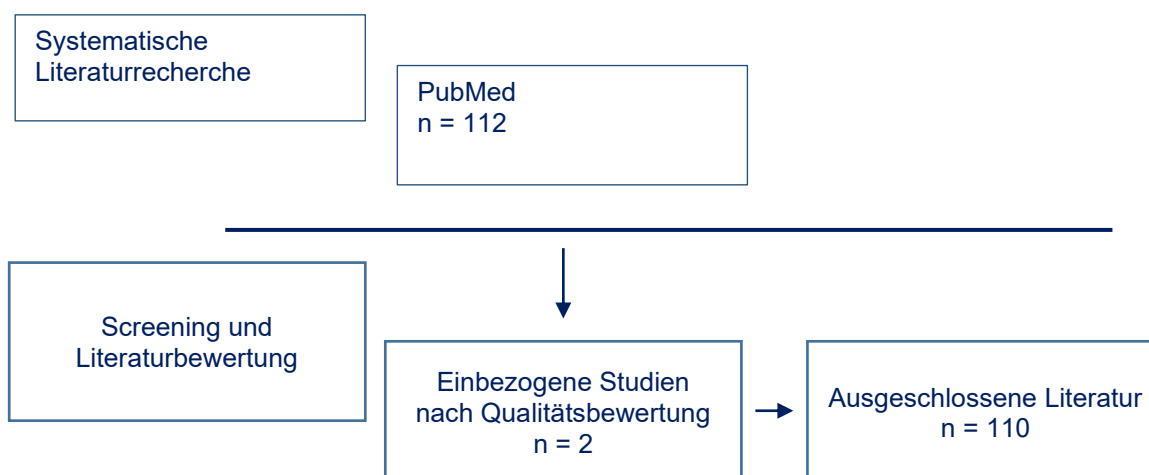
5.6.2 Recherche in Cochrane und PubMed (10. Oktober 2024)

Sollte eine Vitamin D Substitution bei Patientinnen und Patienten mit Colitis ulcerosa durchgeführt werden?		
Population		
#1	MeSH descriptor: [Inflammatory Bowel Diseases] this term only	982
#2	MeSH descriptor: [Colitis, Ulcerative] explode all trees	2.287
#3	(Idiopathic Proctocolitis OR Ulcerative Colitis OR Colitis Gravis):ti,ab,kw	6.855
#4	#1 OR #2 OR #3	7448
#5	MeSH descriptor: [Osteoporosis] explode all trees	5527
#6	(Osteoporosis OR Osteoporoses OR Age-Related Bone Loss* OR Bone Loss, Age-Related OR Bone Losses, Age-Related OR Bone Loss, Age Related OR Bone Losses, Age Related OR Osteoporosis, Senile OR Osteoporoses, Senile OR Senile Osteoporoses OR Senile Osteoporosis OR Osteoporosis, Involutional OR Osteoporosis, Post-Traumatic OR Osteoporosis, Post Traumatic OR Post-Traumatic Osteoporoses OR Post-Traumatic Osteoporosis):ti,ab,kw	13056
#7	#5 OR #6	13056
#8	#4 AND #7	46

#9	#8 with Cochrane Library publication date from Jan 2014 to present, in Cochrane Reviews and Trials	32
----	--	-----------

Population		
#1	Colitis, Ulcerative[MeSH] OR "inflammatory bowel diseases"[MeSH:noexp]	71.798
#2	Idiopathic Proctocolitis[tiab] OR Ulcerative Colitis[tiab] OR Colitis Gravis[tiab]	53.753
#3	#1 OR #2	85.499
#4	Osteoporosis[Mesh] OR Osteoporosis[tiab] OR Osteoporoses[tiab] OR Age-Related Bone Loss*[tiab] OR Bone Loss, Age-Related[tiab] OR Bone Losses, Age-Related[tiab] OR Bone Loss, Age Related[tiab] OR Bone Losses, Age Related[tiab] OR osteoporo*[tiab] OR Osteoporosis, Senile[tiab] OR Osteoporoses, Senile[tiab] OR Senile Osteoporoses[tiab] OR Senile Osteoporosis[tiab] OR Osteoporosis, Involutional[tiab] OR Osteoporosis, Post-Traumatic[tiab] OR Osteoporosis, Post Traumatic[tiab] OR Post-Traumatic Osteoporoses[tiab] OR Post-Traumatic Osteoporosis[tiab]	115.763
#5	#3 AND #4	550
Filter		
#6	animals[mh] NOT humans[mh]	5.264.789
#7	#5 NOT #6	533
#8	randomized controlled trial[pt] OR controlled clinical trial[pt] OR randomised[tiab] OR randomized[tiab] OR placebo[tiab] OR drug therapy[sh] OR randomly[tiab] OR trial[tiab] OR groups[tiab] OR Systematic Review[pt] OR Systematic Review[tiab] OR Systematic[sb] OR Meta-Analysis[pt] OR Meta-Analysis[tiab] OR Meta-Analysis[sb] OR Cochrane Database Syst Rev[Journal]	6.489.155
#9	#7 AND #8	199
#10	#9, Abstract available, Publication date last 10 years, English, German	86

5.6.3 Ergebnis und PRISMA Flow Chart



5.7 Thromboseprophylaxe (neue SF)

5.7.1 Schlüsselfrage

Sollte bei Patientinnen und Patienten mit aktiver Colitis ulcerosa eine Thromboseprophylaxedurchgeführt werden?

<u>Population:</u> Patienten mit akut-schwerer CU
<u>Interventions:</u> Thromboseprophylaxe
<u>Comparisons:</u>
<u>Outcomes:</u> verhinderung TVT

5.7.2 Recherche in Cochrane und PubMed (10. Oktober 2024)

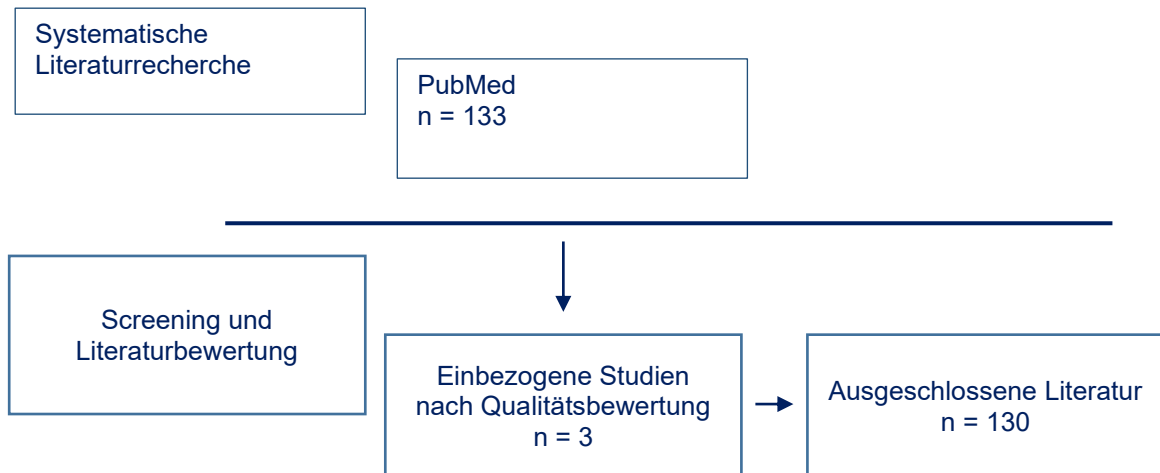
Sollte bei Patientinnen und Patienten mit aktiver Colitis ulcerosa eine Thromboseprophylaxedurchgeführt werden?		
Population		
#1	MeSH descriptor: [Inflammatory Bowel Diseases] this term only	982
#2	MeSH descriptor: [Colitis, Ulcerative] explode all trees	2.287
#3	(Idiopathic Proctocolitis OR Ulcerative Colitis OR Colitis Gravis):ti,ab,kw	6.855
#4	#1 OR #2 OR #3	7448
Intervention		
#5	MeSH descriptor: [Thrombosis] explode all trees	7.065
#6	MeSH descriptor: [Thromboembolism] explode all trees	3.395
#7	(Thrombosis OR Thromboses OR Thrombus OR Blood Clot* OR Atherothrombosis OR thrombotic* OR thrombolic* OR thromboemboli* OR thrombos* OR thromboph* OR embol*):ti,ab,kw	49.778
#8	#5 OR #6 OR #7	50.657
#9	MeSH descriptor: [Primary Prevention] explode all trees	6.834
#10	MeSH descriptor: [Secondary Prevention] explode all trees	4.271
#11	(prevention, control OR prophylaxis OR prophylactic* OR prevention and control OR preventive OR control OR prevent* OR Primordial Prevention* OR Primordial Preventions OR Prevention, Primordial OR Prevention, Primary OR Disease Prevention, Primary OR Disease Preventions, Primary OR Primary Disease Prevention* OR Prevention, Secondary OR Preventions, Secondary OR Secondary Prevention* OR Disease Prevention, Secondary OR Disease Preventions, Secondary OR Prevention, Secondary Disease OR Preventions, Secondary Disease OR Secondary Disease Prevention* OR Early Therap* OR Therapies, Early OR Therapy, Early OR Relapse Prevention* OR Prevention, Relapse OR Preventions, Relapse):ti,ab,kw	852.904
#12	#9 OR #10 OR #11	854026
#13	#8 AND #12	26701
#14	MeSH descriptor: [Embolism and Thrombosis] explode all trees and with qualifier(s): [prevention & control - PC]	4377
#15	(thromboprophylaxis):ti,ab,kw	1445
#16	#14 OR #15	5320
#17	#13 OR #16	27065
#18	#4 AND #17	40

Filter		
#1 9	#18 with Cochrane Library publication date from Jan 2014 to present, in Cochrane Reviews and Trials	34

Population		
#1	Colitis, Ulcerative[MeSH] OR "inflammatory bowel diseases"[MeSH:noexp]	71.825
#2	Idiopathic Proctocolitis[tiab] OR Ulcerative Colitis[tiab] OR Colitis Gravis[tiab]	53.783
#3	#1 OR #2	85.538
Intervention		
#4	Thrombosis[Mesh] OR "Thromboembolism"[Mesh] OR Thrombosis[tiab] OR Thromboses[tiab] OR Thrombus[tiab] OR Blood Clot*[tiab] OR Atherothrombosis[tiab] OR thrombotic*[tiab] OR thrombolic*[tiab] OR thromboemboli*[tiab] OR thrombos*[tiab] OR thromboph*[tiab] OR embol*[tiab]	507.586
#5	"Primary Prevention"[Mesh] OR "Secondary Prevention"[Mesh] OR prevention, control[tiab] OR prophylaxis[tiab] OR prophylactic*[tiab] OR prevention and control[tiab] OR preventive[tiab] OR control[tiab] OR prevent*[tiab] OR Primordial Prevention*[tiab] OR Primordial Preventions[tiab] OR Prevention, Primordial[tiab] OR Prevention, Primary[tiab] OR Disease Prevention, Primary[tiab] OR Disease Preventions, Primary[tiab] OR Primary Disease Prevention*[tiab] OR Prevention, Secondary[tiab] OR Preventions, Secondary[tiab] OR Disease Prevention, Secondary[tiab] OR Disease Preventions, Secondary[tiab] OR Prevention, Secondary Disease[tiab] OR Preventions, Secondary Disease[tiab] OR Secondary Disease Prevention*[tiab] OR Early Therap*[tiab] OR Therapies, Early[tiab] OR Therapy, Early[tiab] OR Relapse Prevention*[tiab] OR Prevention, Relapse[tiab] OR Preventions, Relapse[tiab]	5.191.138
#6	#4 AND #5	105.779
#7	Embolism and Thrombosis/prevention and control[MAJR] OR Thromboprophylaxis[tiab]	29.601
#8	#6 OR #7	116.783
#9	#3 AND #8	435
Filter		
#10	animals[mh] NOT humans[mh]	5.264.789
#11	#9 NOT #10	429
#12	randomized controlled trial[pt] OR controlled clinical trial[pt] OR randomised[tiab] OR randomized[tiab] OR placebo[tiab] OR drug therapy[sh] OR randomly[tiab] OR trial[tiab] OR groups[tiab] OR Systematic Review[pt] OR Systematic Review[tiab] OR Systematic[sb] OR Meta-Analysis[pt] OR Meta-Analysis[tiab] OR Meta-Analysis[sb] OR Cochrane Database Syst Rev[Journal]	6.489.155

#13	#11 AND #12	164
#14	#13, Abstract available, Publication date last 10 years, English, German	99

5.7.3 Ergebnis und PRISMA Flow Chart



6. Recherchen zum Thema „Komplementärmedizin und Ernährung“

6.1 Komplementärmedizinische Verfahren

6.1.1 Schlüsselfrage

<p>6. Welche komplementärmedizinischen Verfahren sind effektiv zur Behandlung der CU?</p> <p><u>Population:</u> Personen mit CU</p> <p><u>Interventions:</u></p> <p><i>Complementary therapies</i> (complementary medicine, alternative medicine, alternative therapies, complementary and alternative medicine, complementary and alternative therapies, naturopathy): phytotherapy, phytochemicals, herbs, herbal medicine, balm, passiflora, curcumin, boswellia serrata, aloe vera, glycyrrhiza, belladonna, frankincense, calendula, tormentill, helminths, caraway, myrrh, chamomile, coffee, turmeric, plantago ovata, ginger, nicotine, Trichuris suis ovata, Passionflower, peppermint oil, cannabis, hydrotherapy, biofeedback, massage, warming, chronotherapy, light, acupuncture, acupressure, chinese medicine, ayurvedic medicine, kampo</p> <p><i>Exercise:</i> movement, relaxation, pmr, breathing exercises, autogenic training, yoga, lifestyle modification, tai chi, qigong, hypnosis, hypnotherapy, meditation, balneotherapy, antroposophic, aromatherapy, imagery, homeopathy, mindfulness</p> <p><u>Comparisons:</u> Standardtherapie, keine Therapie</p> <p><u>Outcomes:</u> Krankheitsaktivität, scores (MAYO, SCCAI, PUCAI), Quality of life (IBDQ, SIDQ), mucosal healing, adverse events</p>
--

6.1.2 Recherche in PubMed (05. Juni 2024)

Nr.	Query	
#1	Colitis, Ulcerative[MeSH] OR "inflammatory bowel diseases"[MeSH:noexp]	70.511
#2	Idiopathic Proctocolitis[tiab] OR Ulcerative Colitis[tiab] OR Colitis Gravis[tiab]	52.458

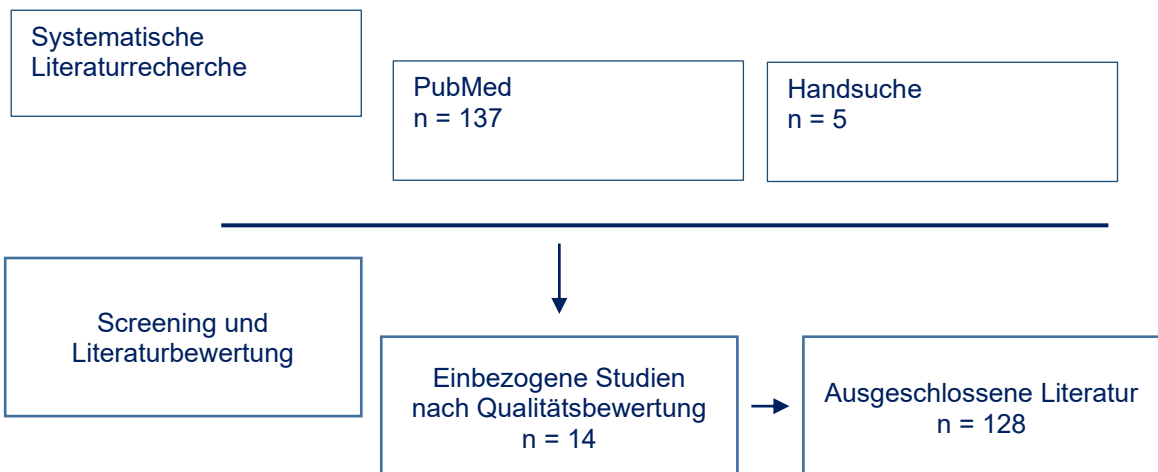
#3	#1 OR #2	83.672
Komplementärmedizinische Verfahren		
#4	Complementary Therapies[MeSH]	251.250
#5	Complementary Therap*[tiab] OR Complementary Medicine[tiab] OR Alternative Medicine[tiab] OR Alternative Therap*[tiab] OR Naturopathic[tiab] OR Naturopathy[tiab]	39.686
#6	Phytotherapy[tiab] OR Aromatherapy[tiab] OR Phytochemical*[tiab]	41.147
#7	Herb*[tiab] therap*[tiab] OR Herb*[tiab] medicine[tiab] OR balm[tiab] OR passiflora*[tiab] OR passiflora[MeSH] OR Passion[tiab] Flower*[tiab] OR Curcumin[MeSH] OR curcumin[tiab] OR Turmeric[tiab] OR Curcuma[MeSH] OR Curcuma*[tiab] OR Boswellia[MeSH] OR Boswellia[tiab] OR Aloe[MeSH] OR Aloe[tiab] OR Glycyrrhiza[MeSH] OR Glycyrrhiza[tiab] OR Liquorice*[tiab] OR Licorice*[tiab] OR Atropa belladonna[MeSH] OR Belladonna*[tiab] OR frankincense[MeSH] OR Frankincense[tiab] OR Olibanum[tiab] OR Calendula[MeSH] OR Calendula*[tiab] OR Potentilla[MeSH] OR Tormentil*[tiab] OR Septfoil[tiab] OR Helminths[MeSH] OR Therapy with Helminths[MeSH] OR Helminth*[tiab] OR Parasitic Worm*[tiab] OR Aschelminthe*[tiab] OR Nematomorpha*[tiab] OR Gordius[tiab] OR Helminthic Therap*[tiab] OR Carum[MeSH] OR Carum*[tiab] OR Caraway*[tiab] OR Ajowan*[tiab] OR Commiphora[MeSH] OR Commiphora[tiab] OR Myrrh[tiab] OR Chamomile[MeSH] OR Camomile*[tiab] OR Chamomile[tiab] OR Coffee[MeSH] OR Coffee[tiab] OR Caffeine[MeSH] OR Caffein*[tiab] OR Plantago[MeSH] OR Plantago*[tiab] OR Plantain*[tiab] OR Ginger[MeSH] OR Ginger*[tiab] OR Zingiber[tiab] OR Nicotine[MeSH] OR Nicotine[tiab] OR Trichuris[MeSH] OR Trichur*[tiab] OR Trichocephalus[tiab] OR Mentha piperita[MeSH] OR Mentha piperita*[tiab] OR Peppermint*[tiab] OR Cannabis[MeSH] OR Cannabis[tiab]	358.677
#8	Hydrotherapy[MeSH] OR Hydrotherap*[tiab] OR Whirlpool*[tiab]	22.202
#9	Biofeedback, Psychology[MeSH] OR Biofeedback*[tiab] OR Myofeedback*[tiab]	17.237
#10	Massage[MeSH] OR Massage*[tiab]	15.760
#11	Hot Temperature[MeSH:noexp] OR Heat[tiab] OR Hot Temperature*[tiab] OR Warming[tiab]	372.232
#12	Chronotherapy[MeSH] OR Chronotherap*[tiab]	2.345
#13	Phototherapy[MeSH] OR Phototherap*[tiab] OR Light therap*[tiab]	63.081
#14	Acupuncture[MeSH] OR Acupuncture Therapy[MeSH] OR Acupuncture[tiab]	39.105
#15	Acupressure[MeSH] OR Acupressure[tiab] OR Shiatsu[tiab] OR Shiatzu[tiab]	1.975
#16	Medicine, Chinese Traditional[MeSH] OR (Chinese[tiab] AND Traditional[tiab] AND Medicine*[tiab]) OR Kampo[tiab] OR Kanpo[tiab]	57.847
#17	(Ayurvedic[tiab] OR Siddha[tiab] OR Hindu[tiab]) AND medicine[tiab]	2.275
#18	#4 OR #5 OR #6 OR #7 OR #8 OR #9 OR #10 OR #11 OR #12 OR #13 OR #14 OR #15 OR #16 OR #17	1.154.040
Exercise		
#19	Exercise[MeSH] OR Sport[MeSH] OR Exercise[tiab] OR Sport*[tiab] OR Physical Fitness[tiab] OR physical activity[tiab]	699.153
#20	Movement[MeSH:noexp] OR Movement[tiab] OR Relaxation[MeSH] OR Relaxation Therapy[MeSH] OR Relaxation[tiab]	508.217
#21	Autogenic Training[MeSH] OR "Autogenic Training"[tiab] OR (progressive[tiab] AND muscle[tiab] AND relaxation[tiab]) OR "PMR"[tiab]	5.627
#22	Breathing exercise*[tiab] OR "Respiratory Muscle Training"[tiab]	2.399
#23	Yoga[tiab] OR Tai Ji[tiab] OR Tai Chi[tiab] OR Tai-ji[tiab] OR Qigong[tiab] OR Qi gong[tiab] OR Meditation[tiab]	16.076
#24	(Life Style[MeSH] OR Health Behavior[MeSH] OR Lifestyle[tiab] OR Life Style[tiab] OR Health Behaviour*[tiab] OR Health Behavior*[tiab]) AND (change[tiab] OR modi*[tiab] OR intervention*[tiab]) OR "lifestyle modification"	176.396
#25	Hypnosis[tiab] OR Hypnoses[tiab] OR Hypnotherap*[tiab]	9.826
#26	Balneology[MeSH] OR Balneology[tiab] OR Balneothera*[tiab]	13.209
#27	Anthroposophy[MeSH] OR Anthroposoph*[tiab]	564

#28	Imager*[tiab] OR (Directed[tiab] AND Reverie[tiab] AND Therap*[tiab])	28.651
#29	Homeopath*[tiab] OR Homoeopath*[tiab]	6.723
#30	Mindfulness[MeSH] OR Mindfulness[tiab] OR MBSR [tiab]	15.312
#31	#19 OR #20 OR #21 OR #22 OR #23 OR #24 OR #25 OR #26 OR #27 OR #28 OR #29 OR #30	1.373.868
#32	#18 OR #31 - Interventionen gesamt	2.438.995
#33	#3 AND #32	3.750
#34	randomized controlled trial[pt] OR controlled clinical trial[pt] OR randomised[tiab] OR randomized[tiab] OR placebo[tiab] OR drug therapy[sh] OR randomly[tiab] OR trial[tiab] OR groups[tiab] OR Systematic Review[pt] OR Systematic Review[tiab] OR Systematic[sb] OR Meta-Analysis[pt] OR Meta-Analysis[tiab] OR Meta-Analysis[sb] OR Cochrane Database Syst Rev[Journal]	6.357.790
#35	animals[mh] NOT humans[mh]	5.226.974
#36	#34 NOT #35	5.600.276
#37	#33 AND #36 Filters: Meta-Analysis, Randomized Controlled Trial, Systematic Review, English, German, Humans, from 2018/1/1 - 2024/12/31	137

6.1.3 Handsuche

1. Bager P, Hvas CL, Rud CL, *et al.* Randomised clinical trial: High-dose oral thiamine versus placebo for chronic fatigue in patients with quiescent inflammatory bowel disease. *Aliment Pharmacol Ther* 2021;**53**:79-86.
2. Bager P, Hvas CL, Rud CL, *et al.* Long-term maintenance treatment with 300 mg thiamine for fatigue in patients with inflammatory bowel disease: Results from an open-label extension of the tarif study. *Scand J Gastroenterol* 2022;**57**:37-43.
3. Emerson C, Barhoun P, Olive L, *et al.* A systematic review of psychological treatments to manage fatigue in patients with inflammatory bowel disease. *J Psychosom Res* 2021;**147**:110524.
4. Skjellerudsveen BM, Skoie IM, Dalen I, *et al.* The effect of biological treatment on fatigue in inflammatory bowel disease: A systematic review and meta-analysis. *Drugs* 2023.
5. Truyens M, Lobaton T, Ferrante M, *et al.* Effect of 5-hydroxytryptophan on fatigue in quiescent inflammatory bowel disease: A randomized controlled trial. *Gastroenterology* 2022;**163**:1294-305 e3.

6.1.4 Ergebnis und PRISMA Flow Chart



6.2 FMT (neue SF)

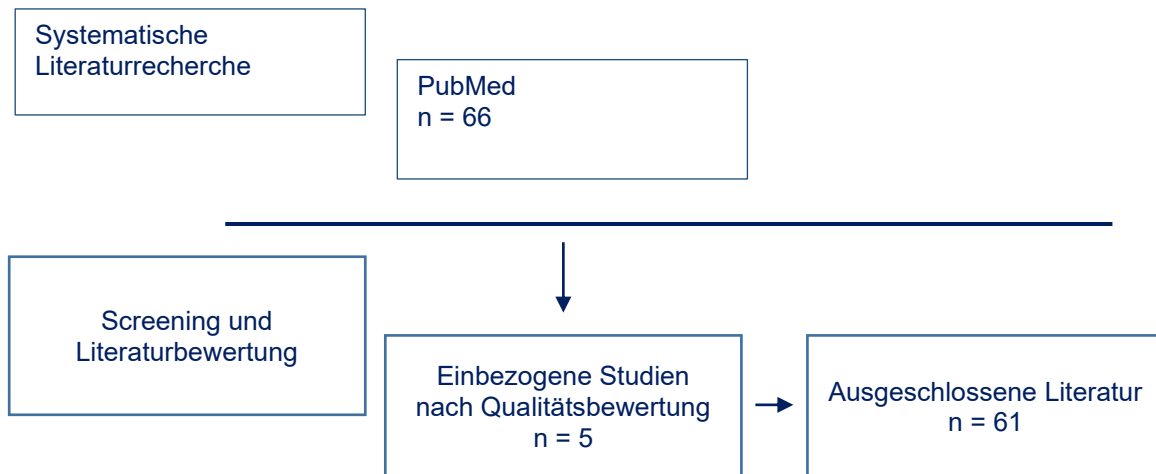
6.2.1 Schlüsselfrage

Kann ein fäkaler Mikrobiomtransfer (FMT) derzeit zur Behandlung einer Colitis ulcerosa empfohlen werden?
Population: Personen mit Colitis ulcerosa
Interventions: Fäkaler Mikrobiomtransfer - FMT (oberer versus unterer GI-Trakt, frisch versus gefroren) einschließlich Frequenz der Applikation, Applikationsweg (nasoduodenale Sonde, orale Kapseln, koloskopische Applikation, Einlauf), Anzahl der Spender (Einzelspender, gepoolte Spender), Vorbehandlung (vorangegangene Antibiotikagabe, Darmspülung) sowie Begleittherapie (Biologica, topische Therapie).
Comparisons: autologe Stuhltransplantation, Einläufe mit Wasser, Sham-Kapseln
Outcomes: primärer Endpunkt kombiniertes klinisches und endoskopisches Ansprechen

6.2.2 Recherche in PubMed (15. Mai 2024)

Kann ein fäkaler Mikrobiomtransfer (FMT) derzeit zur Behandlung einer Colitis ulcerosa empfohlen werden?		
Nr.	Query	Treffer
#1	Colitis, Ulcerative[MeSH] OR "inflammatory bowel diseases"[MeSH:noexp]	70.245
#2	Idiopathic Proctocolitis[tiab] OR Ulcerative Colitis[tiab] OR Colitis Gravis[tiab]	52.229
#3	#1 OR #2	83.342
#4	"Fecal Microbiota Transplantation"[Mesh] OR "Fecal Microbiota Transplantation"[tiab]	5.179
#5	#3 AND #4	714
#6	randomized controlled trial[pt] OR controlled clinical trial[pt] OR randomised[tiab] OR randomized[tiab] OR placebo[tiab] OR drug therapy[sh] OR randomly[tiab] OR trial[tiab] OR groups[tiab] OR Systematic Review[pt] OR Systematic Review[tiab] OR Systematic[sb] OR Meta-Analysis[pt] OR Meta-Analysis[tiab] OR Meta-Analysis[sb] OR Cochrane Database Syst Rev[Journal]	6.336,883
#7	animals[mh] NOT humans[mh]	5.220.148
#8	#6 NOT #7	5.581.315
#9	#5 AND #8 Filters: Meta-Analysis, Randomized Controlled Trial, Systematic Review, in the last 10 years, Humans, English, German	66

6.2.3 Ergebnis und PRISMA Flow Chart



6.3 Ernährung (Suchstring 1) (neue SF)

6.3.1 Schlüsselfrage

Welche Ernährungspfhlungen können zur Risikoreduktion für das Auftreten einer CU gegeben werden?
<u>Population:</u> Allgemeinbevölkerung
<u>Interventions:</u> Stillen, Verzehr von hohem Anteil an Obst und Gemüse sowie geringem Anteil an ultraverarbeiteten Lebensmitteln
<u>Comparisons:</u> nicht Stillen, niedriger Anteil an Obst und Gemüse sowie hoher Anteil an ultraverarbeiteten Lebensmittel
<u>Outcomes:</u> Auftreten einer CU

6.3.2 Recherche in PubMed (07. Juni 2024)

Nr.	Query	Treffer
#1	Colitis, Ulcerative[MeSH] OR "inflammatory bowel diseases"[MeSH:noexp]	70.535
#2	Idiopathic Proctocolitis[tiab] OR Ulcerative Colitis[tiab] OR Colitis Gravis[tiab]	52.483
#3	#1 OR #2	83.705
#4	risk factors[MeSH] OR risk factor*[tiab] OR protective factors[MeSH] OR protective factor*[tiab] AND etiology[MeSH]	991.135
#5	#3 AND #4	4.940

#6	randomized controlled trial[pt] OR controlled clinical trial[pt] OR randomised[tiab] OR randomized[tiab] OR placebo[tiab] OR drug therapy[sh] OR randomly[tiab] OR trial[tiab] OR groups[tiab] OR Systematic Review[pt] OR Systematic Review[tiab] OR Systematic[sb] OR Meta-Analysis[pt] OR Meta-Analysis[tiab] OR Meta-Analysis[sb] OR Cochrane Database Syst Rev[Journal]	6.360.148
#7	animals[mh] NOT humans[mh]	5.227.863
#8	#6 NOT #7	5.602.416
#9	#5 AND #8 Filters: Meta-Analysis, Randomized Controlled Trial, Systematic Review, in the last 10 years, Humans, English, German	214

6.3.3 Recherche in PubMed, angepasster Suchstring (27. August 2024)

Nr.	Query	Treffer
#1	Colitis, Ulcerative[MeSH] OR "inflammatory bowel diseases"[MeSH:noexp]	71.349
#2	Idiopathic Proctocolitis[tiab] OR Ulcerative Colitis[tiab] OR Colitis Gravis[tiab]	52.292
#3	#1 OR #2	84.861
#4	risk factors[MeSH] OR risk factor*[tiab] AND diet[MeSH] OR diet*[tiab] OR food[MeSH] OR food*[tiab] OR nutrients[MeSH] OR nutrient*[tiab]	1.838.564
#5	#3 AND #4	6.413
#6	randomized controlled trial[pt] OR controlled clinical trial[pt] OR randomised[tiab] OR randomized[tiab] OR placebo[tiab] OR drug therapy[sh] OR randomly[tiab] OR trial[tiab] OR groups[tiab] OR Systematic Review[pt] OR Systematic Review[tiab] OR Systematic[sb] OR Meta-Analysis[pt] OR Meta-Analysis[tiab] OR Meta-Analysis[sb] OR Cochrane Database Syst Rev[Journal]	6.439.219
#7	animals[mh] NOT humans[mh]	5.251.466
#8	#6 NOT #7	5.674.981
#9	#5 AND #8 Filters: Meta-Analysis, Randomized Controlled Trial, Systematic Review, in the last 10 years, Humans, English, German	240

6.3.4 Handsuche

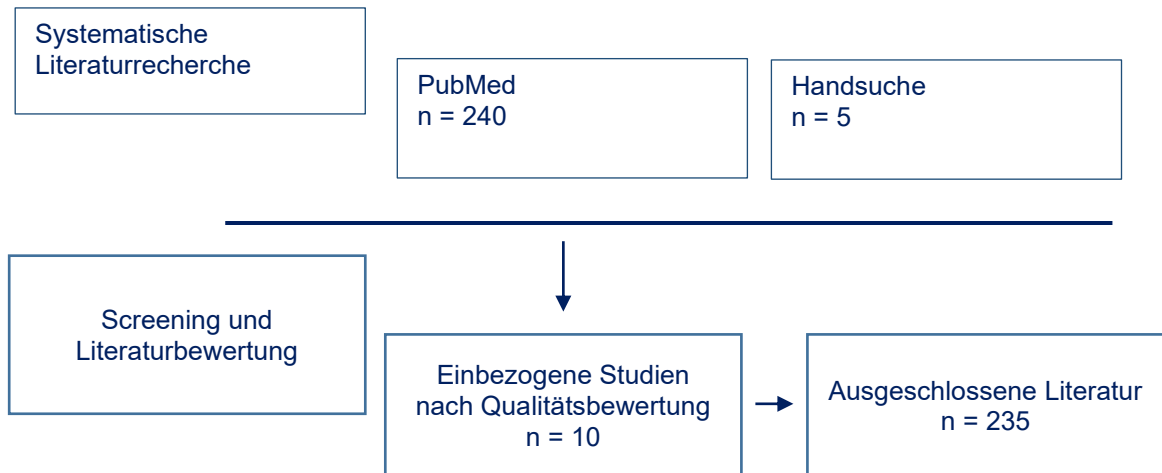
- Day AS, Yao CK, Costello SP, et al. Therapeutic Potential of the 4 Strategies to Sulfide-REduction (4-SURE) Diet in Adults with Mild to Moderately Active Ulcerative Colitis: An Open-Label Feasibility Study. J Nutr 2022;152:1690-1701.
- Day AS, Slater R, Young RB, et al. Functional Profiling Demonstrates That a Sulfide-Reducing Diet Achieves Microenvironmental Targets in Ulcerative Colitis. Inflamm Bowel Dis 2025.

Dong C, Chan SSM, Jantchou P, et al. Meat Intake Is Associated with a Higher Risk of Ulcerative Colitis in a Large European Prospective Cohort Study. *J Crohns Colitis* 2022;16:1187-1196.

Herrador-López M, Martín-Masot R, Navas-López VM. Dietary Interventions in Ulcerative Colitis: A Systematic Review of the Evidence with Meta-Analysis. *Nutrients* 2023;15.

Limketkai BN, Godoy-Brewer G, Parian AM, et al. Dietary Interventions for the Treatment of Inflammatory Bowel Diseases: An Updated Systematic Review and Meta-analysis. *Clin Gastroenterol Hepatol* 2023;21:2508-2525.e10.

6.3.5 Ergebnis und PRISMA Flow Chart



6.4 Ernährung (Suchstring 2) (neue SF)

6.4.1 Schlüsselfrage

<p><u>Population:</u></p> <p><u>Interventions:</u></p> <p><u>Comparisons:</u></p> <p><u>Outcomes:</u></p>

6.4.2 Recherche in PubMed (07. Juni 2024)

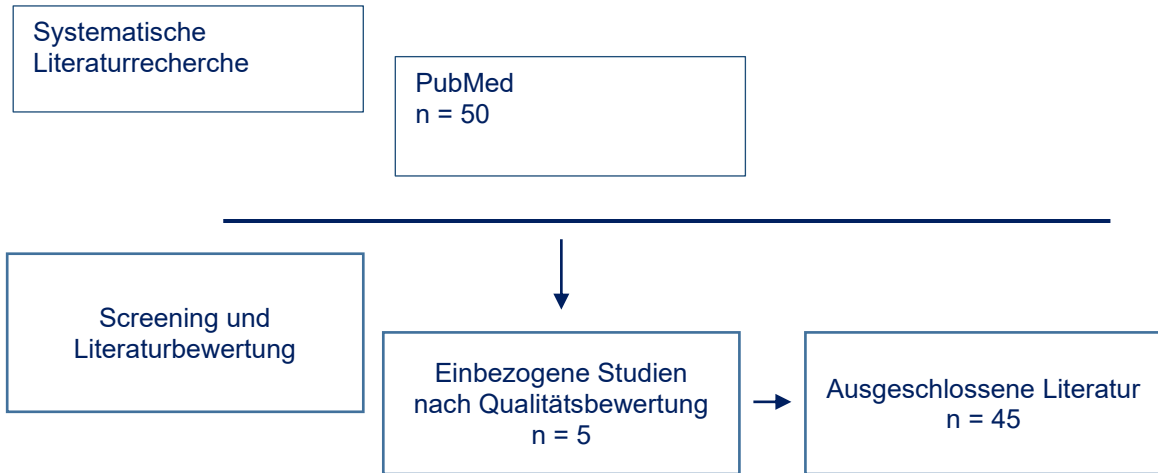
Nr.	Query	Treffer
#1	Colitis, Ulcerative[MeSH] OR "inflammatory bowel diseases"[MeSH:noexp]	70.535
#2	Idiopathic Proctocolitis[tiab] OR Ulcerative Colitis[tiab] OR Colitis Gravis[tiab]	52.483
#3	#1 OR #2	83.705
#4	micronutrients[MeSH] OR micronutrient*[tiab]	87.785

#5	#3 AND #4	382
#6	randomized controlled trial[pt] OR controlled clinical trial[pt] OR randomised[tiab] OR randomized[tiab] OR placebo[tiab] OR drug therapy[sh] OR randomly[tiab] OR trial[tiab] OR groups[tiab] OR Systematic Review[pt] OR Systematic Review[tiab] OR Systematic[sb] OR Meta-Analysis[pt] OR Meta-Analysis[tiab] OR Meta-Analysis[sb] OR Cochrane Database Syst Rev[Journal]	6.360.148
#7	animals[mh] NOT humans[mh]	5.227.863
#8	#6 NOT #7	5.602.416
#9	#5 AND #8 Filters: Meta-Analysis, Randomized Controlled Trial, Systematic Review, in the last 10 years, Humans, English, German	66

6.4.3 Recherche in PubMed – angepasster Suchstring (27. August 2024)

Nr.	Query	Treffer
#1	Colitis, Ulcerative[MeSH] OR "inflammatory bowel diseases"[MeSH:noexp]	71.349
#2	Idiopathic Proctocolitis[tiab] OR Ulcerative Colitis[tiab] OR Colitis Gravis[tiab]	52.292
#3	#1 OR #2	84.861
#4	Micronutrients[MeSH] OR Micronutrient*[MeSH] OR Trace Elements[MeSH] OR Trace Element*[tiab] OR Vitamins[MeSH] OR Vitamin*[tiab]	315.435
#5	#3 AND #4	1.301
#6	randomized controlled trial[pt] OR controlled clinical trial[pt] OR randomised[tiab] OR randomized[tiab] OR placebo[tiab] OR drug therapy[sh] OR randomly[tiab] OR trial[tiab] OR groups[tiab] OR Systematic Review[pt] OR Systematic Review[tiab] OR Systematic[sb] OR Meta-Analysis[pt] OR Meta-Analysis[tiab] OR Meta-Analysis[sb] OR Cochrane Database Syst Rev[Journal]	6.439.219
#7	animals[mh] NOT humans[mh]	5.251.466
#8	#6 NOT #7	5.674.981
#9	#5 AND #8 Filters: Meta-Analysis, Randomized Controlled Trial, Systematic Review, in the last 10 years, Humans, English, German	50

6.4.4 Ergebnis und PRISMA Flow Chart



6.5 Fatigue (neue SF)

6.5.1 Schlüsselfrage

Wie sollte bei CU/CED mit Fatigue-Symptomen vorgegangen werden?
<u>Population:</u> Personen mit CU/IBD
<u>Interventions:</u> Exercise, Medication, Treatment, Mindfulness, Psychotherapy, Vitamins, Iron, Supplementation, Diet, Nutrition
<u>Comparisons:</u> Placebo, Treatment as usual, Waitlist control
<u>Outcomes:</u> Fatigue

6.5.2 Recherche in PubMed (07. Juni 2024)

Wie sollte bei CU/CED mit Fatigue-Symptomen vorgegangen werden?		
Nr.	Query	Treffer
#1	Colitis, Ulcerative[MeSH] OR "inflammatory bowel diseases"[MeSH:noexp]	70.535
#2	Idiopathic Proctocolitis[tiab] OR Ulcerative Colitis[tiab] OR Colitis Gravis[tiab]	52.483
#3	#1 OR #2	83.705
#4	Fatigue [Mesh] OR Fatigue [tiab]	143.699
#5	#3 AND #4	546

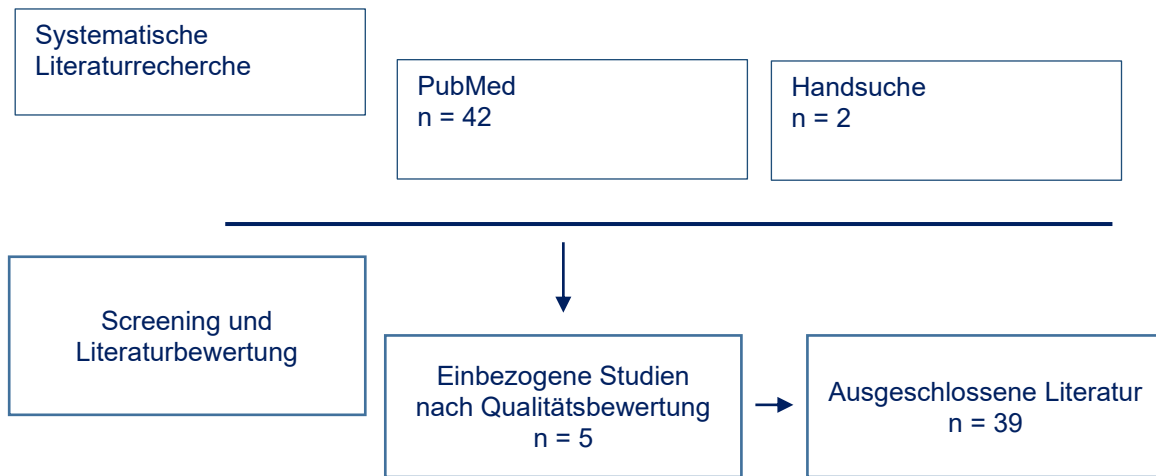
#6	randomized controlled trial[pt] OR controlled clinical trial[pt] OR randomised[tiab] OR randomized[tiab] OR placebo[tiab] OR drug therapy[sh] OR randomly[tiab] OR trial[tiab] OR groups[tiab] OR Systematic Review[pt] OR Systematic Review[tiab] OR Systematic[sb] OR Meta-Analysis[pt] OR Meta-Analysis[tiab] OR Meta-Analysis[sb] OR Cochrane Database Syst Rev[Journal]	6.360.148
#7	animals[mh] NOT humans[mh]	5.227.863
#8	#6 NOT #7	5.602.416
#9	#5 AND #8 Filters: Meta-Analysis, Randomized Controlled Trial, Systematic Review, in the last 10 years, Humans, English, German	42

6.5.3 Handsuche

Vogelaar L, van't Spijker A, Timman R, et al. Fatigue management in patients with IBD: a randomised controlled trial. Gut 2013;63:911-918.

Bredero QM, Fleer J, Smink A, et al. Mindfulness-Based Cognitive Therapy for Fatigue in Patients with Inflammatory Bowel Disease: Results of a Randomized Controlled Trial. Mindfulness 2023;14:19-32.

6.5.4 Ergebnis und PRISMA Flow Chart



6.6 Reha (neue SF)

6.6.1 Schlüsselfrage

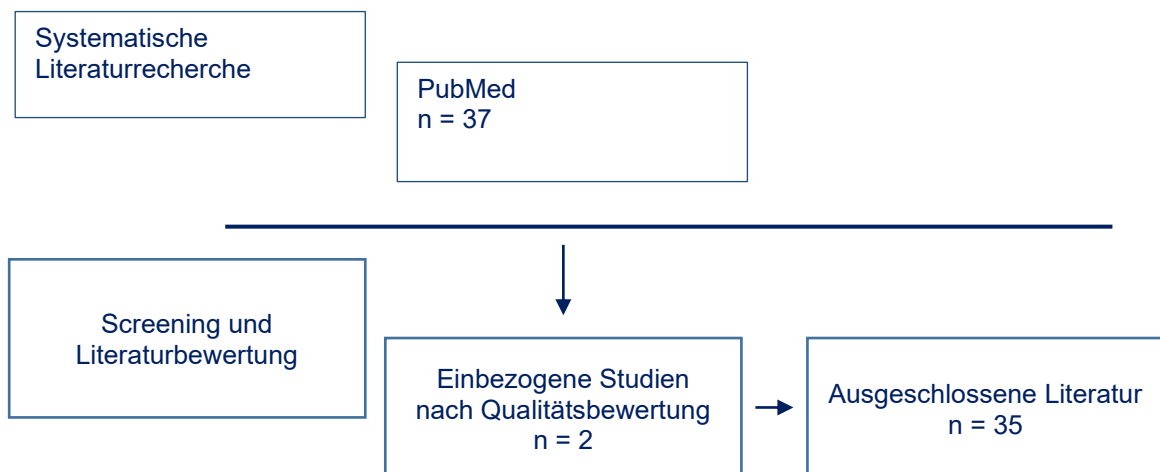
<p>Hat die medizinische stationäre Rehabilitation einen Stellenwert in der Behandlung von Patienten mit Colitis ulcerosa?</p> <p><u>Population:</u> Patienten mit Colitis ulcerosa und Morbus Crohn <u>Interventions:</u> Durchgeführte medizinische Rehabilitation <u>Comparisons:</u> Keine medizinische Rehabilitation <u>Outcomes:</u> Krankheitsaktivität (German Inflammatory Bowel Disease ActivityIndex (GIBDI), Health Education Impact Questionnaire(heiQ)), Lebensqualität/Wohlbefinden (Health Education Impact Questionnaire (heiQ), Patient Health Questionnaire-4 (PHQ-4), Subskala Short Form 36,</p>

European Quality of Life – visuelle Analogskala (EQ-VAS), Erwerbsstatus/prognose (Erwerbsstatus, Arbeitsunfähigkeitstage, Skala zur Messung der subjektiven Prognose der Erwerbsfähigkeit (SPE-Skala))

6.6.2 Recherche in PubMed (07. Juni 2024)

Hat die medizinische stationäre Rehabilitation einen Stellenwert in der Behandlung von Patienten mit Colitis ulcerosa?		
Nr.	Query	Treffer
#1	Colitis, Ulcerative[MeSH] OR "inflammatory bowel diseases"[MeSH:noexp]	70.535
#2	Idiopathic Proctocolitis[tiab] OR Ulcerative Colitis[tiab] OR Colitis Gravis[tiab]	52.483
#3	#1 OR #2	83.705
#4	rehabilitation [Mesh] OR rehabilitation [tiab] OR MERCED [Mesh] OR MERCED [tiab]	521.586
#5	#3 AND #4	499
#6	randomized controlled trial[pt] OR controlled clinical trial[pt] OR randomised[tiab] OR randomized[tiab] OR placebo[tiab] OR drug therapy[sh] OR randomly[tiab] OR trial[tiab] OR groups[tiab] OR Systematic Review[pt] OR Systematic Review[tiab] OR Systematic[sb] OR Meta-Analysis[pt] OR Meta-Analysis[tiab] OR Meta-Analysis[sb] OR Cochrane Database Syst Rev[Journal]	6.360.148
#7	animals[mh] NOT humans[mh]	5.227.863
#8	#6 NOT #7	5.602.416
#9	#5 AND #8 Filters: Meta-Analysis, Randomized Controlled Trial, Systematic Review, in the last 10 years, Humans, English, German	37

6.6.3 Ergebnis und PRISMA Flow Chart



6.7 Psychosomatik (neue SF)

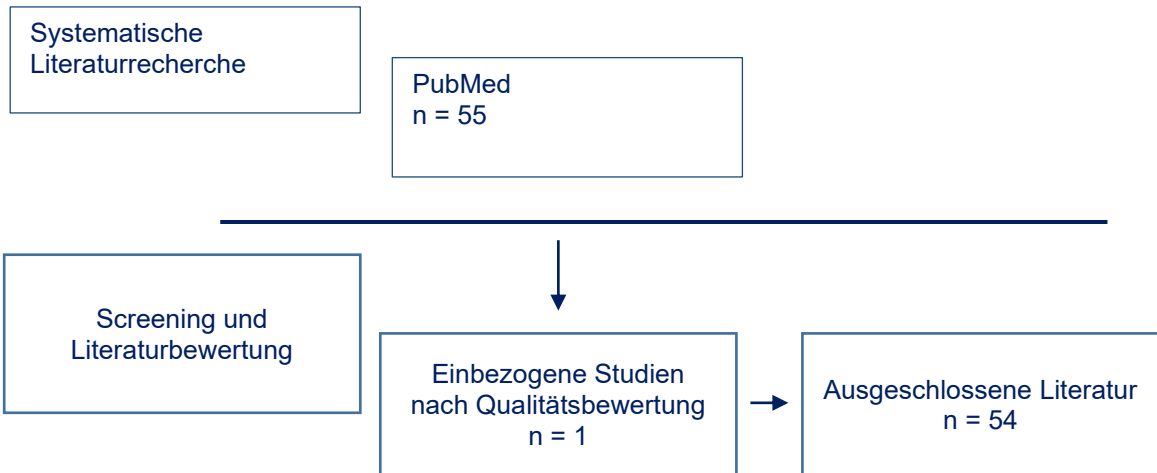
6.7.1 Schlüsselfrage

<p>Population: Patienten mit Colitis ulcerosa Interventions: psychotherapeutische Behandlung Comparisons: keine psychotherapeutische Behandlung Outcomes: Krankheitsaktivität, scores (MAYO, SCCAI, PUCAI), Quality of life (IBDQ, SIDQ), mucosal healing, adverse events</p>
--

6.7.2 Recherche in PubMed (12. Juni 2024)

Sind psychotherapeutische Verfahren bei CU wirksam ?		
Nr.	Query	Treffer
#1	Colitis, Ulcerative[MeSH] OR "inflammatory bowel diseases"[MeSH:noexp]	70.572
#2	Idiopathic Proctocolitis[tiab] OR Ulcerative Colitis[tiab] OR Colitis Gravis[tiab]	52.525
#3	#1 OR #2	83.757
#4	psychotherapy [Mesh] OR psychotherapy [tiab] OR psychological therapies [Mesh] OR psychological therapies [tiab]	340.372
#5	#3 AND #4	622
#6	randomized controlled trial[pt] OR controlled clinical trial[pt] OR randomised[tiab] OR randomized[tiab] OR placebo[tiab] OR drug therapy[sh] OR randomly[tiab] OR trial[tiab] OR groups[tiab] OR Systematic Review[pt] OR Systematic Review[tiab] OR Systematic[sb] OR Meta-Analysis[pt] OR Meta-Analysis[tiab] OR Meta-Analysis[sb] OR Cochrane Database Syst Rev[Journal]	6.363.988
#7	animals[mh] NOT humans[mh]	5.229.103
#8	#6 NOT #7	5.605.941
#9	#5 AND #8 Filters: Meta-Analysis, Randomized Controlled Trial, Systematic Review, in the last 10 years, Humans, English, German	55

6.7.3 Ergebnis und PRISMA Flow Chart



6.8 Psychosomatik (neue SF)

6.8.1 Schlüsselfrage

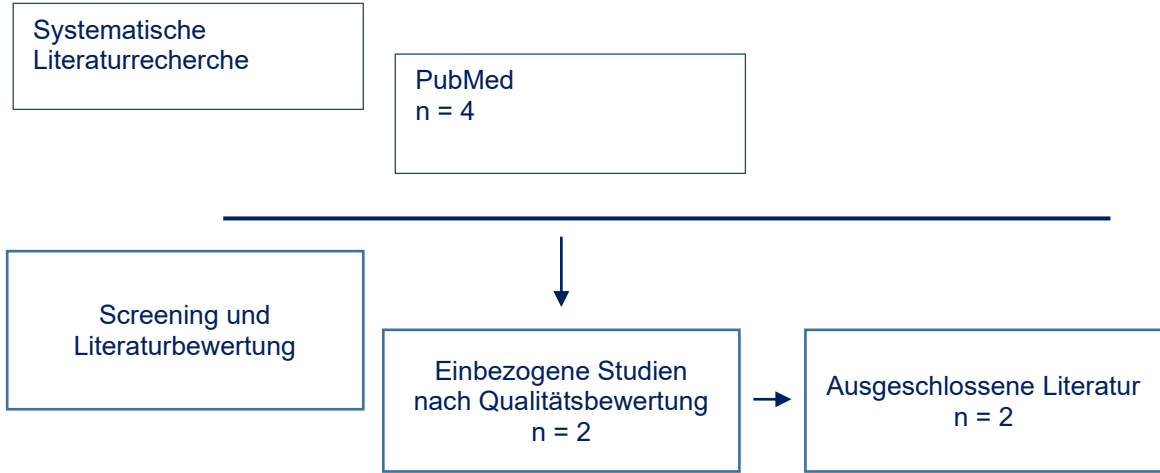
<p><u>Population:</u> Patienten mit Colitis ulcerosa <u>Interventions:</u> Behandlung mit Antidepressiva <u>Comparisons:</u> Keine Behandlung mit Antidepressiva oder Gabe von Placebo <u>Outcomes:</u> Krankheitsaktivität, scores (MAYO, SCCAI, PUCAI), Quality of life (IBDQ, SIDQ), mucosal healing, adverse events</p>
--

6.8.2 Recherche in PubMed (12. Juni 2024)

Sind Antidepressiva bei der CU wirksam ?		
Nr.	Query	Treffer
#1	Colitis, Ulcerative[MeSH] OR "inflammatory bowel diseases"[MeSH:noexp]	70.572
#2	Idiopathic Proctocolitis[tiab] OR Ulcerative Colitis[tiab] OR Colitis Gravis[tiab]	52.525
#3	#1 OR #2	83.757
#4	antidepressive agents [Mesh] OR antidepressive agents [tiab]	65.875
#5	#3 AND #4	74
#6	randomized controlled trial[pt] OR controlled clinical trial[pt] OR randomised[tiab] OR randomized[tiab] OR placebo[tiab] OR drug therapy[sh] OR randomly[tiab] OR trial[tiab] OR groups[tiab] OR Systematic Review[pt] OR Systematic Review[tiab] OR Systematic[sb] OR Meta-Analysis[pt] OR Meta-Analysis[tiab] OR Meta-Analysis[sb] OR Cochrane Database Syst Rev[Journal]	6.363.988
#7	animals[mh] NOT humans[mh]	5.229.103
#8	#6 NOT #7	5.605.941

#9	#5 AND #8 Filters: Meta-Analysis, Randomized Controlled Trial, Systematic Review, in the last 10 years, Humans, English, German	4
-----------	--	----------

6.8.3 Ergebnis und PRISMA Flow Chart



6.9 Psychosomatik (neue SF)

6.9.1 Schlüsselfrage

<u>Population:</u> Patienten mit Colitis ulcerosa <u>Interventions:</u> Anwendung von ehealth-Interventionen <u>Comparisons:</u> Keien Anwendung von ehealth Intervention <u>Outcomes:</u> Krankheitsaktivität, scores (MAYO, SCCAI, PUCAI), Quality of life (IBDQ, SIDQ), mucosal healing, adverse events

6.9.2 Recherche in PubMed (12. Juni 2024)

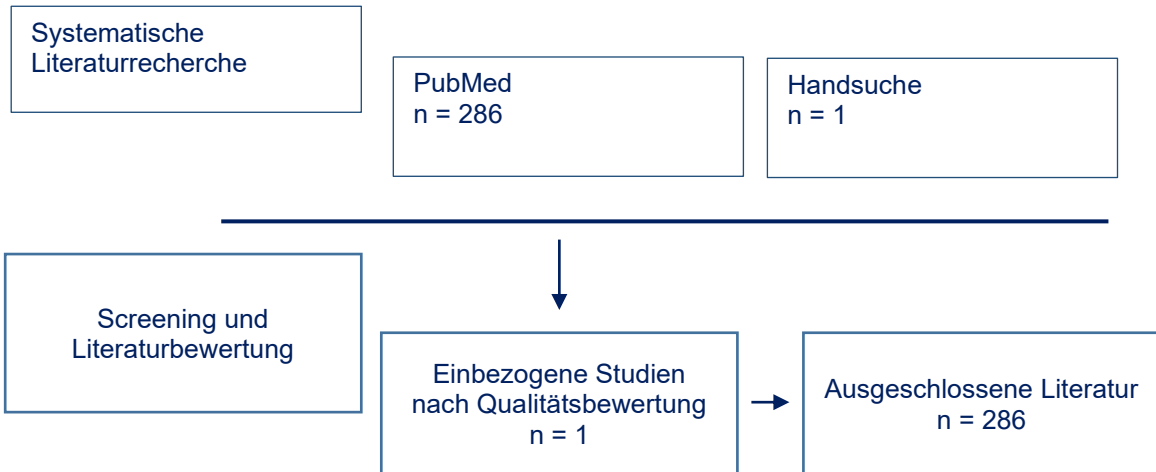
Sind ehealth-Interventionen bei der CU wirksam?		
Nr.	Query	Treffer
#1	Colitis, Ulcerative[MeSH] OR "inflammatory bowel diseases"[MeSH:noexp]	70.572
#2	Idiopathic Proctocolitis[tiab] OR Ulcerative Colitis[tiab] OR Colitis Gravis[tiab]	52.525
#3	#1 OR #2	83.757
#4	health [Mesh] OR health [tiab] OR digital [Mesh] OR digital [tiab]	3.607.575
#5	#3 AND #4	7.209

#6	randomized controlled trial[pt] OR controlled clinical trial[pt] OR randomised[tiab] OR randomized[tiab] OR placebo[tiab] OR drug therapy[sh] OR randomly[tiab] OR trial[tiab] OR groups[tiab] OR Systematic Review[pt] OR Systematic Review[tiab] OR Systematic[sb] OR Meta-Analysis[pt] OR Meta-Analysis[tiab] OR Meta-Analysis[sb] OR Cochrane Database Syst Rev[Journal]	6.363.988
#7	animals[mh] NOT humans[mh]	5.229.103
#8	#6 NOT #7	5.605.941
#9	#5 AND #8 Filters: Meta-Analysis, Randomized Controlled Trial, Systematic Review, in the last 10 years, Humans, English, German	286

6.9.3 Handsuche

Majidova K, Handfield J, Kafi K, Martin RD, Kubinski R. Role of Digital Health and Artificial Intelligence in Inflammatory Bowel Disease: A Scoping Review. Genes (Basel). 2021 Sep 22;12(10):1465.

6.9.4 Ergebnis und PRISMA Flow Chart



6.10 Stillen (neue SF)

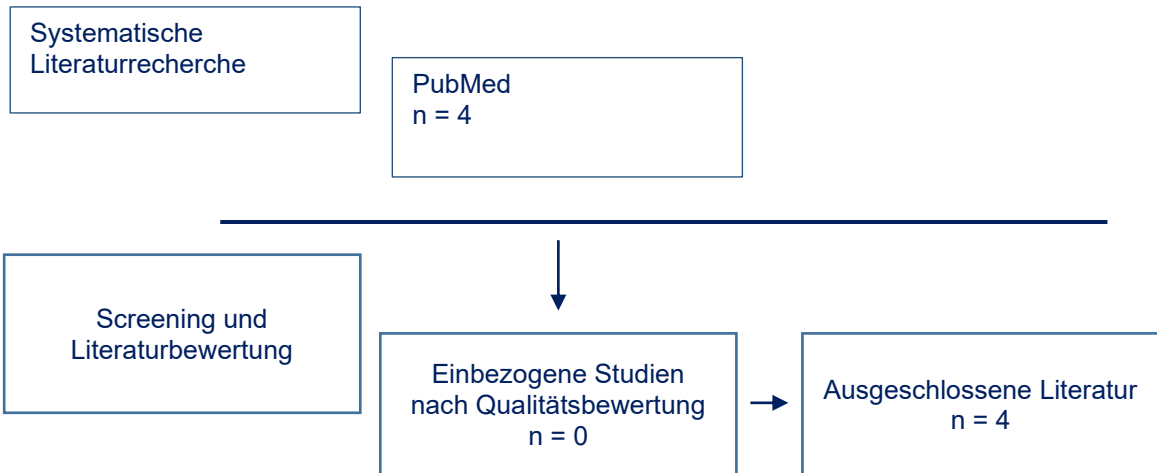
6.10.1 Schlüsselfrage

<u>Population:</u> <u>Interventions:</u> <u>Comparisons:</u> <u>Outcomes:</u>
--

6.10.2 Recherche in PubMed (27. August 2024)

Sind ehealth-Interventionen bei der CU wirksam?		
Nr.	Query	Treffer
#1	Colitis, Ulcerative[MeSH] OR "inflammatory bowel diseases"[MeSH:noexp]	71.349
#2	Idiopathic Proctocolitis[tiab] OR Ulcerative Colitis[tiab] OR Colitis Gravis[tiab]	53.292
#3	#1 OR #2	84.861
#4	Breast Feeding[MeSH] OR Breast feeding*[tiab]	51.514
#5	#3 AND #4	166
#6	randomized controlled trial[pt] OR controlled clinical trial[pt] OR randomised[tiab] OR randomized[tiab] OR placebo[tiab] OR drug therapy[sh] OR randomly[tiab] OR trial[tiab] OR groups[tiab] OR Systematic Review[pt] OR Systematic Review[tiab] OR Systematic[sb] OR Meta-Analysis[pt] OR Meta-Analysis[tiab] OR Meta-Analysis[sb] OR Cochrane Database Syst Rev[Journal]	6.439.219
#7	animals[mh] NOT humans[mh]	5.251.466
#8	#6 NOT #7	5.674.981
#9	#5 AND #8 Filters: Meta-Analysis, Randomized Controlled Trial, Systematic Review, in the last 10 years, Humans, English, German	4

6.10.3 Ergebnis und PRISMA Flow Chart



6.11 Pouch (neue SF)

6.11.1 Schlüsselfrage

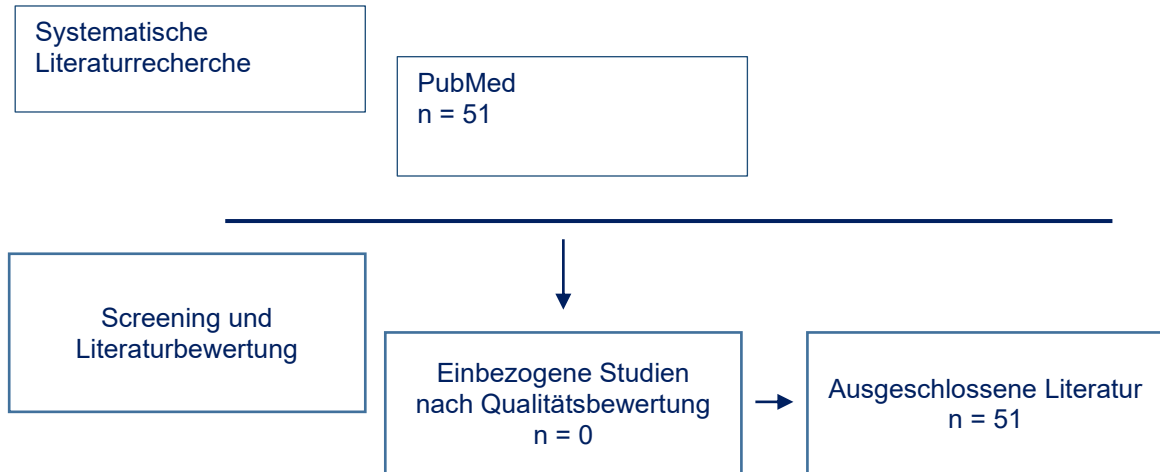
<u>Population:</u> <u>Interventions:</u> <u>Comparisons:</u> <u>Outcomes:</u>
--

6.11.2 Recherche in PubMed (27. August 2024)

Sind ehealth-Interventionen bei der CU wirksam?		
Nr.	Query	Treffer
#1	Colitis, Ulcerative[MeSH] OR "inflammatory bowel diseases"[MeSH:noexp]	71.349
#2	Idiopathic Proctocolitis[tiab] OR Ulcerative Colitis[tiab] OR Colitis Gravis[tiab]	53.292
#3	#1 OR #2	84.861
#4	Pouch[tiab] AND Micronutrients[MeSH] OR Micronutrient*[MeSH] OR Trace Elements[MeSH] OR Trace Element*[tiab] OR Vitamins[MeSH] OR Vitamin*[tiab]	315.435
#5	#3 AND #4	1.301
#6	randomized controlled trial[pt] OR controlled clinical trial[pt] OR randomised[tiab] OR randomized[tiab] OR placebo[tiab] OR drug therapy[sh] OR randomly[tiab] OR trial[tiab] OR groups[tiab] OR Systematic Review[pt] OR Systematic Review[tiab] OR Systematic[sb] OR Meta-Analysis[pt] OR Meta-Analysis[tiab] OR Meta-Analysis[sb] OR Cochrane Database Syst Rev[Journal]	6.439.219
#7	animals[mh] NOT humans[mh]	5.251.466
#8	#6 NOT #7	5.674.981

#9	#5 AND #8 Filters: Meta-Analysis, Randomized Controlled Trial, Systematic Review, in the last 10 years, Humans, English, German	51
----	---	----

6.11.3 Ergebnis und PRISMA Flow Chart



7. Recherche Kinder, Schwangerschaft, Stillen, ältere Patienten

7.1 Recherche in PubMed: AG 7 – 1

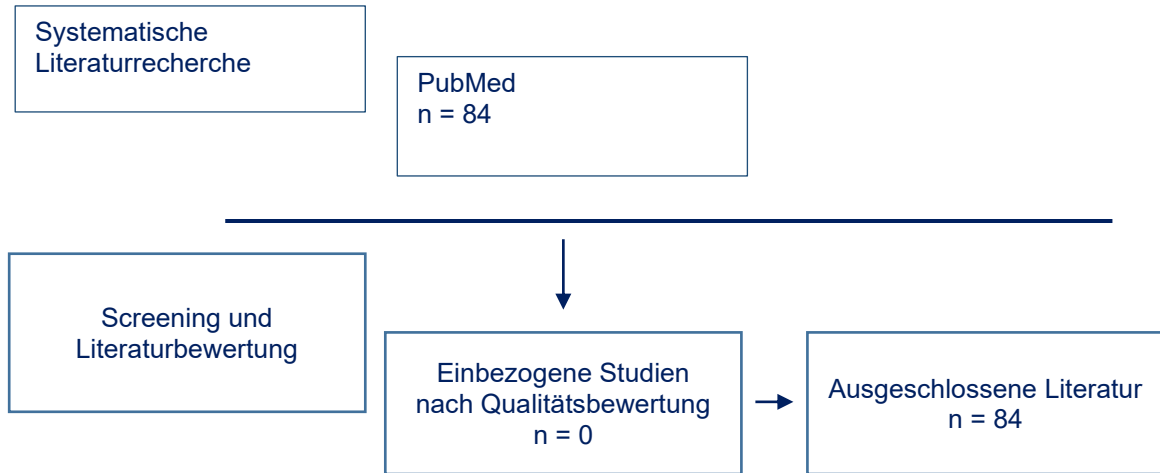
	Patient	Intervention	Comparator	Outcome
Diagnostik Kinder	Kind mit V.a. CED	Diagnostik	?	Sicherheit der Diagnosefindung

Date Run: 13. März 2024

Population		
#1	Crohn Disease[Mesh] OR Crohn disease[tiab] OR Crohn's Enteritis[tiab] OR Regional Enteritis[tiab] OR Crohn's Disease[tiab] OR Crohns Disease[tiab] OR Inflammatory Bowel Disease 1[tiab] OR Enteritis, Granulomatous[tiab] OR Granulomatous Enteritis[tiab] OR Enteritis, Regional[tiab] OR Ileocolitis[tiab] OR Colitis, Granulomatous[tiab] OR Granulomatous Colitis[tiab] OR Ileitis, Terminal[tiab] OR Terminal Ileitis[tiab] OR Ileitis, Regional[tiab] OR Regional Ileitides[tiab] OR Regional Ileitis[tiab]	67.664
#2	Colitis, Ulcerative[Mesh] OR colitis, ulcerative[tiab] OR ulcerative colitis[tiab] OR colitis ulcerosa[tiab] OR Idiopathic Proctocolitis[tiab] OR Ulcerative Colitis[tiab] OR Colitis Gravis[tiab] OR Inflammatory Bowel Disease, Ulcerative Colitis Type[tiab] OR acute severe ulcerative colitis[tiab] OR ASUC[tiab]	61.234
#3	Inflammatory Bowel Diseases[Mesh] OR Inflammatory Bowel Disease[tiab] OR Bowel Diseases, Inflammatory[tiab] OR IBD[tiab]	127.444
#4	#1 OR #2 OR #3	142.741
#5	Child[Mesh] OR child*[tiab] OR "Infant"[Mesh] OR infant*[tiab]	3.397.667
#6	#4 AND #5	15.887
Intervention / Comparison		
#7	Diagnosis[Mesh] OR diagnos*[tiab] OR Diagnoses[tiab] OR Diagnoses and Examinations[tiab] OR Examinations and Diagnoses[tiab] OR Postmortem Diagnosis[tiab] OR Diagnoses, Postmortem[tiab] OR Diagnosis, Postmortem[tiab] OR Postmortem Diagnoses[tiab] OR Antemortem Diagnosis[tiab] OR Antemortem Diagnoses[tiab] OR Diagnoses, Antemortem[tiab] OR Diagnosis, Antemortem[tiab]	11.163.198
Filter		
#8	#6 AND #7	9.057
#9	animals[mh] NOT humans[mh]	5.201.872
#10	#8 NOT #9	9.040
#11	(systematic*[tiab] AND (bibliographic*[TIAB] OR literature[tiab] OR review[tiab] OR reviewed[tiab] OR reviews[tiab])) OR (comprehensive*[TIAB] AND (bibliographic*[TIAB] OR literature[tiab])) OR "cochrane database syst rev"[Journal]	919.823

	OR "Evidence report/technology assessment (Summary)"[journal] OR "Evidence report/technology assessment"[journal] OR "integrative literature review"[tiab] OR "integrative research review"[tiab] OR "integrative review"[tiab] OR "research synthesis"[tiab] OR "research integration"[tiab] OR cinahl[tiab] OR embase[tiab] OR medline[tiab] OR psyclit[tiab] OR (psycinfo[tiab] NOT "psycinfo database"[tiab]) OR pubmed[tiab] OR scopus[tiab] OR "web of science"[tiab] OR "data synthesis"[tiab] OR meta-analys*[tiab] OR meta-analyz*[tiab] OR meta-analyt*[tiab] OR metaanalys*[tiab] OR metaanalyz*[tiab] OR metaanalyt*[tiab] OR "meta-analysis as topic"[MeSH:noexp] OR Meta-Analysis[ptyp] OR ((review[tiab] AND (rationale[tiab] OR evidence[tiab]))) AND review[pt])	
#12	"Clinical Trial" [PT:NoExp] OR "clinical trial, phase i"[pt] OR "clinical trial, phase ii"[pt] OR "clinical trial, phase iii"[pt] OR "clinical trial, phase iv"[pt] OR "controlled clinical trial"[pt] OR "multicenter study"[pt] OR "randomized controlled trial"[pt] OR "Clinical Trials as Topic"[mesh:noexp] OR "clinical trials, phase i as topic"[MeSH Terms:noexp] OR "clinical trials, phase ii as topic"[MeSH Terms:noexp] OR "clinical trials, phase iii as topic"[MeSH Terms:noexp] OR "clinical trials, phase iv as topic"[MeSH Terms:noexp] OR "controlled clinical trials as topic"[MeSH Terms:noexp] OR "randomized controlled trials as topic"[MeSH Terms:noexp] OR "early termination of clinical trials"[MeSH Terms:noexp] OR "multicenter studies as topic"[MeSH Terms:noexp] OR "Double-Blind Method"[Mesh] OR ((randomised[TIAB] OR randomized[TIAB]) AND (trial[TIAB] OR trials[tiab])) OR ((single[TIAB] OR double[TIAB] OR doubled[TIAB] OR triple[TIAB] OR tripled[TIAB] OR treble[TIAB] OR treble[TIAB]) AND (blind*[TIAB] OR mask*[TIAB])) OR ("4 arm"[tiab] OR "four arm"[tiab])	1.762.007
#13	#11 OR #12	2.496.704
#14	#10 AND #13	1.187
#15	#14 Filters: Meta-Analysis, Randomized Controlled Trial, Systematic Review, Humans, English, German, from 2020/5/13 - 2024/12/31	84

7.1.1 Ergebnis und PRISMA Flow Chart: AG 7 – 1



7.2 Recherche in PubMed: AG 7 – 2

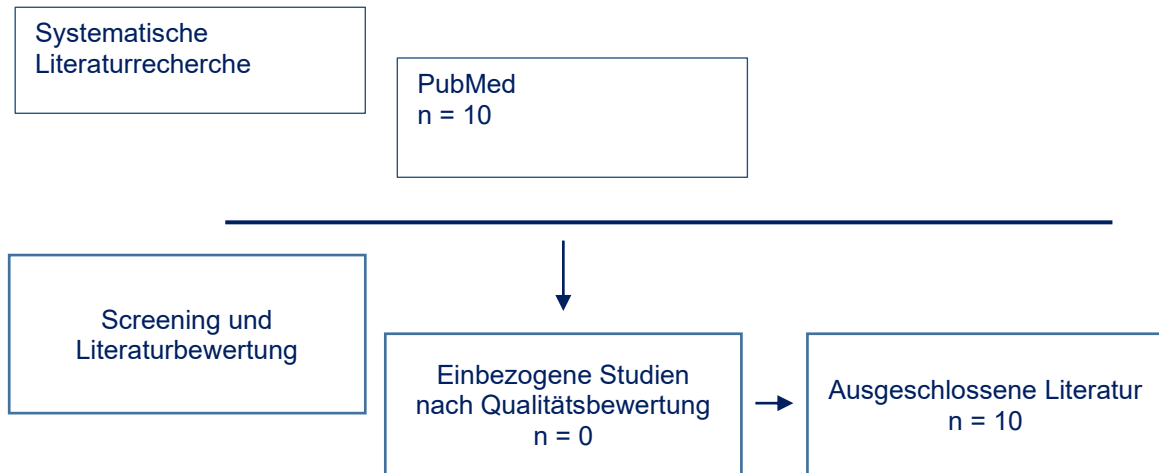
	Patient	Intervention	Comparator	Outcome
ältere CED-Pat	Pat mit CED >65 Jahre	Biologicatherapie	Azathioprin	Remissionsinduktion, Therapiesicherheit

Date Run: 13. März 2024

Population		
#1	Crohn Disease [Mesh] OR Crohn disease[tiab] OR Crohn's Enteritis[tiab] OR Regional Enteritis[tiab] OR Crohn's Disease[tiab] OR Crohns Disease[tiab] OR Inflammatory Bowel Disease 1[tiab] OR Enteritis, Granulomatous[tiab] OR Granulomatous Enteritis[tiab] OR Enteritis, Regional[tiab] OR Ileocolitis[tiab] OR Colitis, Granulomatous[tiab] OR Granulomatous Colitis[tiab] OR Ileitis, Terminal[tiab] OR Terminal Ileitis[tiab] OR Ileitis, Regional[tiab] OR Regional Ileitides[tiab] OR Regional Ileitis[tiab]	67.664
#2	Colitis, Ulcerative [Mesh] OR colitis, ulcerative[tiab] OR ulcerative colitis[tiab] OR colitis ulcerosa[tiab] OR Idiopathic Proctocolitis[tiab] OR Ulcerative Colitis[tiab] OR Colitis Gravis[tiab] OR Inflammatory Bowel Disease, Ulcerative Colitis Type[tiab] OR acute severe ulcerative colitis[tiab] OR ASUC[tiab]	61.234
#3	Inflammatory Bowel Diseases [Mesh] OR Inflammatory Bowel Disease[tiab] OR Bowel Diseases, Inflammatory[tiab] OR IBD[tiab]	127.444
#4	#1 OR #2 OR #3	142.741
Intervention / Comparison		
#5	Biological Therapy [Mesh] OR Biological Therapies[tiab] OR Therapies, Biological[tiab] OR Therapy, Biological[tiab] OR Biologic Therapy[tiab] OR Biologic Therapies[tiab] OR Therapies, Biologic[tiab] OR Therapy, Biologic[tiab] OR Biotherapy[tiab] OR Biotherapies[tiab] OR "Biological Products" [Mesh] OR biological[tiab] OR Anti TNF[tiab] OR Anti-tnf[tiab] OR Adalimumab [Mesh] OR Adalimumab[tiab] OR Humira[tiab] OR Adalimumab-adbm[tiab] OR Amjevita[tiab] OR Adalimumab-atto[tiab] OR Cyltezo[tiab] OR D2E7 Antibody[tiab] OR Antibody, D2E7[tiab] OR golimumab [Supplementary Concept] OR Simponi OR golimumab[tiab] OR "vedolizumab" [Supplementary Concept] OR vedolizumab[tiab] OR Entyvio[tiab] OR MLN0002[tiab] OR Infliximab [Mesh] OR Monoclonal Antibody cA2[tiab] OR cA2, Monoclonal Antibody[tiab] OR MAb cA2[tiab] OR Infliximab-abda[tiab] OR Renflexis[tiab] OR Infliximab-dyyb[tiab] OR Inflectra[tiab] OR Remicade[tiab] OR infliximab[tiab] OR Certolizumab Pegol [Mesh] OR Certolizumab[tiab] OR Cimzia[tiab] OR CDP870[tiab] OR CDP 870[tiab] OR Ustekinumab [Mesh] OR Ustekinumab[tiab] OR Stelara[tiab] OR CNTO 1275[tiab] OR CNTO-1275[tiab]	2.319.303
#6	Azathioprine [Mesh] OR Azothioprin*[tiab] OR Imurel[tiab] OR Imuran[tiab] OR Immuran[tiab]	15.586

#7	#5 AND #6	4.194
Filter		
#8	#4 AND #7	737
#9	animals[mh] NOT humans[mh]	5.201.874
#10	#8 NOT #9	732
#11	(systematic*[tiab] AND (bibliographic*[TIAB] OR literature[tiab] OR review[tiab] OR reviewed[tiab] OR reviews[tiab])) OR (comprehensive*[TIAB] AND (bibliographic*[TIAB] OR literature[tiab])) OR "cochrane database syst rev"[Journal] OR "Evidence report/technology assessment (Summary)"[journal] OR "Evidence report/technology assessment"[journal] OR "integrative literature review"[tiab] OR "integrative research review"[tiab] OR "integrative review"[tiab] OR "research synthesis"[tiab] OR "research integration"[tiab] OR cinahl[tiab] OR embase[tiab] OR medline[tiab] OR psyclit[tiab] OR (psycinfo[tiab] NOT "psycinfo database"[tiab]) OR pubmed[tiab] OR scopus[tiab] OR "web of science"[tiab] OR "data synthesis"[tiab] OR meta-analys*[tiab] OR meta-analyz*[tiab] OR meta-analyt*[tiab] OR metaanalys*[tiab] OR metaanalyz*[tiab] OR metaanalyt*[tiab] OR "meta-analysis as topic"[MeSH:noexp] OR Meta-Analysis[ptyp] OR ((review[tiab] AND (rationale[tiab] OR evidence[tiab]))) AND review[pt])	919.861
#12	"Clinical Trial" [PT:NoExp] OR "clinical trial, phase i"[pt] OR "clinical trial, phase ii"[pt] OR "clinical trial, phase iii"[pt] OR "clinical trial, phase iv"[pt] OR "controlled clinical trial"[pt] OR "multicenter study"[pt] OR "randomized controlled trial"[pt] OR "Clinical Trials as Topic"[mesh:noexp] OR "clinical trials, phase i as topic"[MeSH Terms:noexp] OR "clinical trials, phase ii as topic"[MeSH Terms:noexp] OR "clinical trials, phase iii as topic"[MeSH Terms:noexp] OR "clinical trials, phase iv as topic"[MeSH Terms:noexp] OR "controlled clinical trials as topic"[MeSH Terms:noexp] OR "randomized controlled trials as topic"[MeSH Terms:noexp] OR "early termination of clinical trials"[MeSH Terms:noexp] OR "multicenter studies as topic"[MeSH Terms:noexp] OR "Double-Blind Method"[Mesh] OR ((randomised[TIAB] OR randomized[TIAB]) AND (trial[TIAB] OR trials[tiab])) OR ((single[TIAB] OR double[TIAB] OR doubled[TIAB] OR triple[TIAB] OR tripled[TIAB] OR treble[TIAB] OR trebled[TIAB]) AND (blind*[TIAB] OR mask*[TIAB])) OR ("4 arm"[tiab] OR "four arm"[tiab])	1.762.040
#13	#11 OR #12	2.496.769
#14	#10 AND #13	202
#15	#14 Filters: Meta-Analysis, Randomized Controlled Trial, Systematic Review, Humans, English, German, from 2020/5/13 - 2024/12/31	10

7.2.1 Ergebnis und PRISMA Flow Chart: AG 7 – 2



7.3 Schwangerschaft (neue SF)

7.3.1 Schlüsselfrage

Was sind die Ergebnisse der Entbindung bei Patienten mit entzündlichen Darmerkrankungen?
<u>Population:</u>
<u>Interventions:</u>
<u>Comparisons:</u>
<u>Outcomes:</u>

7.3.2 Recherche in PubMed (16. Mai 2024)

Nr.	Query	Treffer
#1	Colitis, Ulcerative[MeSH] OR "inflammatory boweldiseases"[MeSH:noexp]	42.470
#2	Idiopathic Proctocolitis[tiab] OR Ulcerative Colitis[tiab] OR Colitis Gravis[tiab]	52.238
#3	#1 OR #2	61.777
	Intervention / Exposure	
#4	"Pregnant Women"[Mesh] OR Pregnant Woman[tiab] OR Woman, Pregnant[tiab] OR Women, Pregnant[tiab] OR "Pregnancy"[Mesh] OR pregnan*[tiab] OR gestation[tiab] OR prenatal[tiab] OR antenatal[tiab] OR perinatal[tiab] OR antepartum[tiab] OR maternal[tiab]	1.359.933
#5	Endoscopy[Mesh] OR endoscop*[tiab] OR colonoscop*[tiab] OR sigmoidoscop*[tiab]	558.456
#6	#3 AND #4 AND #5	87
	Filter	
#7	#6 From 1990 to date of search, full texts, human	52

#8	(systematic*[tiab] AND (bibliographic*[TIAB] OR literature[tiab] OR review[tiab] OR reviewed[tiab] OR reviews[tiab])) OR (comprehensive*[TIAB] AND (bibliographic*[TIAB] OR literature[tiab])) OR "cochrane database syst rev"[Journal] OR "Evidence report/technology assessment (Summary)"[journal] OR "Evidence report/technology assessment"[journal] OR "integrative literature review"[tiab] OR "integrative research review"[tiab] OR "integrative review"[tiab] OR "research synthesis"[tiab] OR "research integration"[tiab] OR cinahl[tiab] OR embase[tiab] OR medline[tiab] OR psycit[tiab] OR (psycinfo[tiab] NOT "psycinfo database"[tiab]) OR pubmed[tiab] OR scopus[tiab] OR "web of science"[tiab] OR "data synthesis"[tiab] OR meta-analys*[tiab] OR meta-analyz*[tiab] OR meta-analyt*[tiab] OR metaanalys*[tiab] OR metaanalyz*[tiab] OR metaanalyt*[tiab] OR "meta-analysis as topic"[MeSH:noexp] OR Meta-Analysis[ptyp] OR ((review[tiab] AND (rationale[tiab] OR evidence[tiab])) AND review[pt])	684.281
#9	#7 AND #8	7
#10	"Clinical Trial" [PT:NoExp] OR "clinical trial, phase i"[pt] OR "clinical trial, phase ii"[pt] OR "clinical trial, phase iii"[pt] OR "clinical trial, phase iv"[pt] OR "controlled clinical trial"[pt] OR "multicenter study"[pt] OR "randomized controlled trial"[pt] OR "Clinical Trials as Topic"[mesh:noexp] OR "clinical trials, phase i as topic"[MeSH Terms:noexp] OR "clinical trials, phase ii as topic"[MeSH Terms:noexp] OR "clinical trials, phase iii as topic"[MeSH Terms:noexp] OR "clinical trials, phase iv as topic"[MeSH Terms:noexp] OR "controlled clinical trials as topic"[MeSH Terms:noexp] OR "randomized controlled trials as topic"[MeSH Terms:noexp] OR "early termination of clinical trials"[MeSH Terms:noexp] OR "multicenter studies as topic"[MeSH Terms:noexp] OR "Double-Blind Method"[Mesh] OR ((randomised[TIAB] OR randomized[TIAB]) AND (trial[TIAB] OR trials[tiab])) OR ((single[TIAB] OR double[TIAB] OR doubled[TIAB] OR triple[TIAB] OR tripled[TIAB] OR treble[TIAB] OR treble[TIAB]) AND (blind*[TIAB] OR mask*[TIAB])) OR ("4 arm"[tiab] OR "four arm"[tiab])	1.427.796
#11	#7 AND #10	7
#12	"Case-Control Studies"[Mesh:noexp] OR "retrospective studies"[mesh:noexp] OR "Control Groups"[Mesh:noexp] OR (case[TIAB] AND control[TIAB]) OR (cases[TIAB] AND controls[TIAB]) OR (cases[TIAB] AND controlled[TIAB]) OR (case[TIAB] AND comparison*[TIAB]) OR (cases[TIAB] AND comparison*[TIAB]) OR "control group"[TIAB] OR "control groups"[TIAB] OR cohort studies[mesh:noexp] OR longitudinal studies[mesh:noexp] OR follow-up studies[mesh:noexp] OR prospective studies[mesh:noexp] OR retrospective studies[mesh:noexp] OR cohort[TIAB] OR longitudinal[TIAB] OR prospective[TIAB] OR retrospective[TIAB] OR Cross-Sectional Studies[Mesh:noexp] OR cross-sectional[TIAB] OR Prevalence[mesh:noexp] OR prevalence[tiab] OR transversal study[tiab]	3.964.192

#13	#3 AND #4 AND #5 Filters: Full text, Clinical Trial, Meta-Analysis, Randomized Controlled Trial, Review, Systematic Review, Humans	21

Aktualisierte Recherche in Cochrane und Pubmed (21. November 2024)

Nr.	Query	Treffer
#1	MeSH descriptor: [Inflammatory Bowel Diseases] explode all trees	5005
#2	(Inflammatory Bowel Diseases OR Inflammatory Bowel Disease* OR Bowel Diseases, Inflammatory OR IBD):ti,ab,kw	5898
#3	MeSH descriptor: [Crohn Disease] explode all trees	2338
#4	(Crohn Disease OR Crohn disease OR Crohn's Enteritis OR Regional Enteritis OR Crohn's Disease OR Crohns Disease OR Crohn* OR Inflammatory Bowel Disease 1 OR Enteritis, Granulomatous OR Granulomatous Enteritis OR Enteritis, Regional OR Ileocolitis OR Colitis, Granulomatous OR Granulomatous Colitis OR Ileitis, Terminal OR Terminal Ileitis OR Ileitis, Regional OR Regional Ileitides OR Regional Ileitis):ti,ab,kw	8418
#5	MeSH descriptor: [Colitis, Ulcerative] explode all trees	2300
#6	(Colitis, Ulcerative OR Colitis, ulcerative OR Idiopathic Proctocolitis OR Ulcerative Colitis OR Colitis Gravis OR Inflammatory Bowel Disease, Ulcerative Colitis Type):ti,ab,kw	6896
#7	MeSH descriptor: [Surgical Stomas] explode all trees	160
#8	(Perianal disease* OR perianal crohn* OR pouch OR Surgical Stomas OR stoma OR acute severe colitis):ti,ab,kw	3445
#9	#1 OR #2 OR #3 OR #4 OR #5 OR #6 OR #7 OR #8	16961
#10	MeSH descriptor: [Pregnant Women] explode all trees	1041
#11	MeSH descriptor: [Pregnancy] explode all trees	34622
#12	(Pregnant Woman OR Woman, Pregnant OR Women, Pregnant OR pregnan* OR gestation OR prenatal OR antenatal OR perinatal OR antepartum OR maternal):ti,ab,kw	107994
#13	#10 OR #11 OR #12	108263
#14	#9 AND #13	618
#15	MeSH descriptor: [Parturition] explode all trees	917
#16	MeSH descriptor: [Natural Childbirth] explode all trees	54

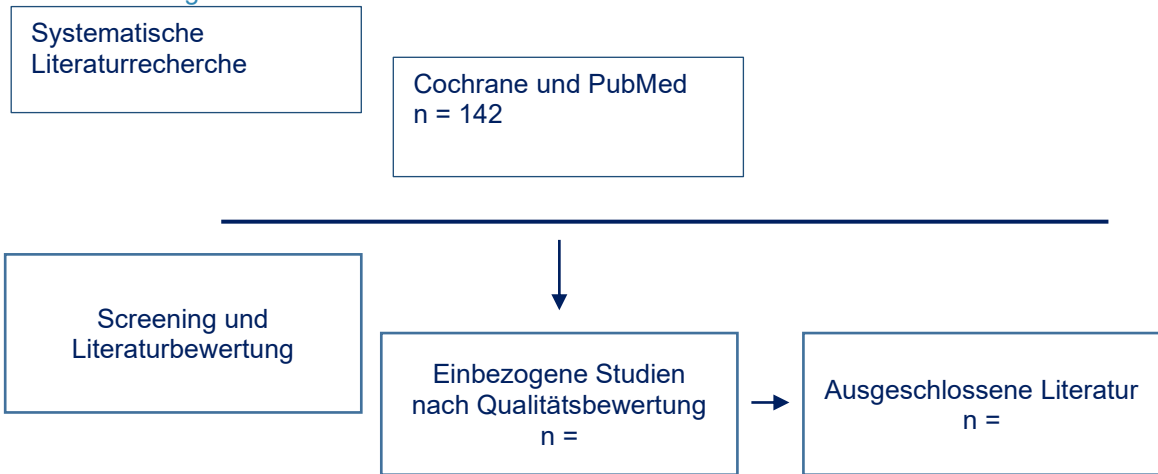
#17	MeSH descriptor: [Cesarean Section] explode all trees	4624
#18	(Parturition OR parturition OR Natural Childbirth OR childbirth* OR child-birth OR birth* OR vaginal deliver* OR deliver* OR intrapartum OR intra-partum OR intranatal OR perinatal OR peripartum OR labour OR labor* OR Cesarean Section OR Cesarean Section OR abdominal deliver* OR C-section* OR c section* OR postcesarean section):ti,ab,kw	235691
#19	#15 OR #16 OR #17 OR 18	429186
#20	#14 AND #19 with Cochrane Library publication date Between Dec 2020 and Dec 2024, in Cochrane Reviews, Trials	92

Nr.	Query	Treffer
	Population	
#1	"Pregnant Women"[Mesh] OR Pregnant Woman[tiab] OR Woman, Pregnant[tiab] OR Women, Pregnant[tiab] OR "Pregnancy"[Mesh] OR pregnan*[tiab] OR gestation[tiab] OR prenatal[tiab] OR antenatal[tiab] OR perinatal[tiab] OR antepartum[tiab] OR maternal[tiab]	1.384.686
#2	Inflammatory Bowel Diseases[Mesh] OR Inflammatory Bowel Disease*[tiab] OR Bowel Diseases, Inflammatory[tiab] OR IBD[tiab]	71.125
#3	Crohn Disease[Mesh] OR Crohn disease[tiab] OR Crohn's Enteritis[tiab] OR Regional Enteritis[tiab] OR Crohn's Disease[tiab] OR Crohns Disease[tiab] OR Crohn*[tiab] OR Inflammatory Bowel Disease 1[tiab] OR Enteritis, Granulomatous[tiab] OR Granulomatous Enteritis[tiab] OR Enteritis, Regional[tiab] OR Ileocolitis[tiab] OR Colitis, Granulomatous[tiab] OR Granulomatous Colitis[tiab] OR Ileitis, Terminal[tiab] OR Terminal Ileitis[tiab] OR Ileitis, Regional[tiab] OR Regional Ileitides[tiab] OR Regional Ileitis[tiab]	135.614
#4	Colitis, Ulcerative[Mesh] OR Colitis, ulcerative[tiab] OR Idiopathic Proctocolitis[tiab] OR Ulcerative Colitis[tiab] OR Colitis Gravis[tiab] OR Inflammatory Bowel Disease, Ulcerative Colitis Type[tiab]	63.865
#5	Perianal disease*[tiab] OR perianal crohn*[tiab] OR pouch[tiab] OR Surgical Stomas[Mesh] OR stoma[tiab] OR acute severe colitis[tiab]	35.352
#6	# 2 OR #3 OR #4 OR #5	181.371
#7	#1 AND #6	4.222
	Intervention	
#8	Parturition[Mesh] OR parturition[tiab] OR Natural Childbirth[Mesh] OR childbirth*[tiab] OR child-birth[tiab] OR birth*[tiab] OR vaginal deliver*[tiab] OR deliver*[tiab] OR intrapartum[tiab] OR intra-partum[tiab] OR intranatal[tiab] OR perinatal[tiab] OR peripartum[tiab] OR labour[tiab] OR labor*[tiab] OR Cesarean Section[Mesh] OR Cesarean Section[tiab] OR abdominal deliver*[tiab] OR C-section*[tiab] OR c section*[tiab] OR postcesarean section[tiab]	2.196.983
#9	#7 AND #8	1.539
	Filter	

#10	animals[mh] NOT humans[mh]	5.278.007
#11	#9 NOT #10	1.369
#12	randomized controlled trial[pt] OR controlled clinical trial[pt] OR randomised[tiab] OR randomized[tiab] OR placebo[tiab] OR drug therapy[sh] OR randomly[tiab] OR trial[tiab] OR groups[tiab] OR Systematic Review[pt] OR Systematic Review[tiab] OR Systematic[sb] OR Meta-Analysis[pt] OR Meta-Analysis[tiab] OR Meta-Analysis[sb] OR Cochrane Database Syst Rev[Journal]	6.531.085
#13	#11 AND #12	439
#13	#9 From Dec20 to date of search,abstract available, English, German	131

PubMed	131
Cochrane	92
Summe	223
Dubletten	3
Trial registries	78
Summe final	142

7.3.3 Ergebnis und PRISMA Flow Chart



7.3.4 Leitlinienadaptation

<p>PICO Question</p>	<p>What are the outcomes of delivery in patients with inflammatory bowel disease? P- Pregnant IBD patients (CD or UC; CD with perianal disease, active perianal disease, women with pouch, women with stoma, acute severe colitis) I – Vaginal delivery C- C-section O- Development of perianal disease, damage of the anal sphincter, obstetric complications from delivery, wound infections, venous thromboembolism</p>
<p>Reference(s) <i>[include title, author, journal title, year of publication, volume and issue, pages]</i></p>	<ol style="list-style-type: none"> 1. Cornish JA, Tan E, Teare J, Teoh TG, Rai R, Darzi AW, Paraskevas P, Clark SK, Tekkis PP. The effect of restorative proctocolectomy on sexual function, urinary function, fertility, pregnancy and delivery: a systematic review. <i>Dis Colon Rectum</i>. 2007;50(8):1128-38. 2. Foulon A, Dupas JL, Sabbagh C, Chevreau J, Rebibo L, Brazier F, Bouguen G, Gondry J, Fumery M. Defining the Most Appropriate Delivery Mode in Women with Inflammatory Bowel Disease: A Systematic Review. <i>Inflamm Bowel Dis</i>. 2017;23(5):712-720. 3. Remzi FH, Gorgun E, Bast J, Schroeder T, Hammel J, Philipson E, Hull TL, Church JM, Fazio VW. Vaginal delivery after ileal pouch-anal anastomosis: a word of caution. <i>Dis Colon Rectum</i>. 2005;48(9):1691-9. 4. Cheng AG, Oxford EC, Sauk J, Nguyen DD, Yajnik V, Friedman S, Ananthakrishnan AN. Impact of mode of delivery on outcomes in patients with perianal Crohn's disease. <i>Inflamm Bowel Dis</i>. 2014;20(8):1391-8. 5. Brochard C, Siproudhis L, Levêque J, Grouin A, Mallet AL, Bretagne JF, Ropert A, Bouguen G. Factors Associated with Fecal Incontinence in Women of Childbearing Age with Crohn's Disease. <i>Inflamm Bowel Dis</i>. 2017;23(5):775-780. 6. Nguyen GC, Boudreau H, Harris ML, Maxwell CV. Outcomes of obstetric hospitalizations among women with inflammatory bowel disease in the United States. <i>Clin Gastroenterol Hepatol</i>. 2009;7(3):329-34.

<p>2011 Oxford Level of Evidence (EL1 to EL5) <i>[was there any reason to grade down (or up) the evidence level? Please describe]</i></p>		<p>EL2 Systematic reviews Reasons to grade down: All studies included in the SRs are prone to recall and selection bias considering the retrospective nature and outcome measures being self-reported fecal incontinence dating back to delivery. In addition, all studies are consistently reporting significantly higher C-section rate in UC patients after restorative proctocolectomy and perianal Crohn`s disease patients compared to other IBD patients. The results of these studies might thus be biased given the underrepresentation of these patients carrying potentially higher risk for anal sphincter damage in the vaginal delivery group of patients.</p>
--	--	---

Key Findings

The outcome of delivery in patients with IBD has been subject to two systematic reviews (1,2) that focused primarily on pouch failure in patients after restorative proctocolectomy (1,2) and worsening of preexisting perianal CD or development of *de novo* perianal disease (2).

In these two systematic reviews, 25 studies with 4 to 450 parous UC patients after restorative proctocolectomy were included. The outcomes of vaginal vs. C-section delivery were mainly evaluated by fecal incontinence questionnaires. Only one study comprising 97 UC patients used objective anal sphincter measures such as anal manometry and endoanal ultrasound (3). In this study, there was higher risk of anal sphincter damage in patients with vaginal delivery. However, overall, both systematic reviews found no differences in the risk for damage of the anal sphincter with regards to the mode of delivery in UC patients after restorative proctocolectomy.

The systematic review by Foulon et al. (2) also analyzed 7 studies with perianal CD patients and found neither increased risk of relapse of perianal disease, nor new perianal disease in these patients following vaginal delivery. In addition, two other prospective-retrospective cohort studies using self-reported fecal incontinence outcomes including 61 and 113 parous CD patients with perianal disease, respectively (4,5) found no increased risk of fecal incontinence associated with vaginal delivery.

Thus, regarding damage of the anal sphincter in case of restorative proctocolectomy and development of *de novo* perianal disease, overall evidence does not support specific preference of C-section over vaginal delivery in IBD patients. Therefore, the advice on the mode of delivery in these patients should be based on multidisciplinary discussion involving gastroenterologist, obstetrician and in patients with perianal disease and IBD surgeon. The final mode of delivery should be discussed by the obstetrician and should be decided upon with the patient according to the process of shared decision making.

Considering the impact of even a minor perineal trauma caused by vaginal delivery in UC patients after restorative proctocolectomy, or CD patients with active perianal disease or history of rectovaginal fistula on the quality of life, a C-section as the preferred mode of delivery should be discussed with the obstetrician. Given the increased future risk of restorative proctocolectomy in UC patients with chronically active disease, a C-section as a preferred mode of delivery would apply for these patients as well.

Only one retrospective study based on a nationwide register including over 3000 deliveries of IBD patients, found overall increased risk of venous thromboembolism (VTE) in IBD patients *post partum*, which was however independent of the mode of delivery (6).

Recommendation	<p>The mode of delivery does not seem to influence the outcomes of IBD patients with regards to the development or worsening of perianal disease (EL2), anal sphincter damage (EL2) nor the risk of venous thromboembolism (EL3).</p> <p>However, C-section as preferred mode of delivery should be discussed in a multidisciplinary setting involving gastroenterologist, obstetrician, IBD surgeon in case of active perianal disease, prior rectovaginal fistula, after restorative proctocolectomy and in patients with chronically active ulcerative colitis who are at risk of ileal pouch anal anastomosis in the future. The final mode of delivery should be decided upon with the patient allowing for shared decision making.</p>
-----------------------	--

Date search was conducted	February 15, 2021
Number of Records identified through database searching	N= 1358
Additional records identified through other sources	N=0
Number of records after duplicates removed	N=953
Number of records screened/reviewed	N= 953
Number of abstracts excluded	N=929
Full-text articles assessed for eligibility	N= 24
Full-text articles excluded, with reasons	Original paper included in SR/MA (n:11) Not reporting on outcome PICO (n:4) Population does not match PICO (n:4)
Number of studies reviewed for the qualitative synthesis	N=5

Bewerter 1

Domäne 1	1	2	3	4	5	6	7	Bemerkungen
	1 Trifft überhaupt nicht zu						7 Trifft vollständig zu	
1. Das / die Gesamtziel(e) der Leitlinie ist / sind eindeutig beschrieben.							x	
2. Die in der Leitlinie behandelte(n) gesundheitsrelevante(n) Frage(n) ist (sind) eindeutig beschrieben.							x	PICO Fragen lagen uns zur Recherchestellung vor
3. Die Zielpopulation (z. B. Patienten, Bevölkerung) der Leitlinie ist eindeutig beschrieben.							x	

Domäne 3

7. Es wurde systematisch nach Evidenz gesucht.									x	systematische Suche durch uns
8. Die Kriterien für die Auswahl der Evidenz sind eindeutig beschrieben.								x		Ein- und Ausschlusskriterien (Ausschlussgründe in den ET auch adressiert)
9. Die Stärken und die Schwächen der Evidenz sind eindeutig beschrieben.								x		sind nicht eindeutig beschrieben, aber im Text werden zumindest im Ansatz auch Schwächen wie zB Heterogenität dargelegt
10. Das methodische Vorgehen bei der Formulierung der Empfehlungen ist eindeutig beschrieben.									x	
11. Der gesundheitliche Nutzen, Nebenwirkungen und Risiken wurden bei der Formulierung der Empfehlungen berücksichtigt.								x		
12. Die zugrunde liegende Evidenz kann den Empfehlungen eindeutig zugeordnet werden.									x	
13. Die Leitlinie wurde vor ihrer Veröffentlichung durch externe Experten begutachtet.								x		
14. Es existiert ein Verfahren zur Aktualisierung der Leitlinie.	x									

Domäne 6

22. Die finanzierende Organisation hat keinen Einfluss auf die Inhalte der Leitlinie genommen.	x									
23. Interessenkonflikte der Mitglieder der Entwicklergruppe der Leitlinie wurden dokumentiert und bei der Leitlinienerstellung berücksichtigt.	x									

Bewerter 2

Domäne 1	1 Trifft überhaupt nicht zu	2	3	4	5	6	7 Trifft vollständig zu	Bemerkungen
1. Das / die Gesamtziel(e) der Leitlinie ist / sind eindeutig beschrieben.							x	
2. Die in der Leitlinie behandelte(n) gesundheitsrelevante(n) Frage(n) ist (sind) eindeutig beschrieben.							x	
3. Die Zielpopulation (z. B. Patienten, Bevölkerung) der Leitlinie ist eindeutig beschrieben.					x			no information about age (clinical condition or excluded populations)

Domäne 3

7. Es wurde systematisch nach Evidenz gesucht.						x		search terms not stated
8. Die Kriterien für die Auswahl der Evidenz sind eindeutig beschrieben.					x			
9. Die Stärken und die Schwächen der Evidenz sind eindeutig beschrieben.					x			
10. Das methodische Vorgehen bei der Formulierung der Empfehlungen ist eindeutig beschrieben.						x		no voting outcome stated
11. Der gesundheitliche Nutzen, Nebenwirkungen und Risiken wurden bei der Formulierung der Empfehlungen berücksichtigt.							x	
12. Die zugrunde liegende Evidenz kann den Empfehlungen eindeutig zugeordnet werden.							x	
13. Die Leitlinie wurde vor ihrer Veröffentlichung durch externe Experten begutachtet.			x					no description of the review methods, the reviewer, outcome of review process or description of how the information gathered were used
14. Es existiert ein Verfahren zur Aktualisierung der Leitlinie.	x							not stated

Domäne 6

22. Die finanzierende Organisation hat keinen Einfluss auf die Inhalte der Leitlinie genommen.	x									no funding body or statment named
23. Interessenkonflikte der Mitglieder der Entwicklergruppe der Leitlinie wurden dokumentiert und bei der Leitlinienerstellung berücksichtigt.	x									no information about possible competing interests

Bewerter 3

Domäne 1	1 Trifft überhaupt nicht zu	2	3	4	5	6	7 Trifft vollständig zu	Bemerkungen
1. Das / die Gesamtziel(e) der Leitlinie ist / sind eindeutig beschrieben.							x	
2. Die in der Leitlinie behandelte(n) gesundheitsrelevante(n) Frage(n) ist (sind) eindeutig beschrieben.						x		
3. Die Zielpopulation (z. B. Patienten, Bevölkerung) der Leitlinie ist eindeutig beschrieben.						x		

Domäne 3

7. Es wurde systematisch nach Evidenz gesucht.					x			
8. Die Kriterien für die Auswahl der Evidenz sind eindeutig beschrieben.				x				kein Zugriff auf Projektdateien
9. Die Stärken und die Schwächen der Evidenz sind eindeutig beschrieben.						x		kein Zugriff auf Projektdateien
10. Das methodische Vorgehen bei der Formulierung der Empfehlungen ist eindeutig beschrieben.							x	

Summe 21 20 18 **59**

Maximal mögliche Punktzahl = 7 (trifft vollständig zu) x 3 (Items) x 3 (Bewerter) = 63

Minimal mögliche Punktzahl = 1 (trifft überhaupt nicht zu) x 3 (Items) x 3 (Bewerter) = **9**

Standardisierter Domänenwert: Berechnete Punktzahl – minimal mögliche Punktzahl / Maximal mögliche Punktzahl – minimal mögliche Punktzahl

$$(54 - 9) / (63 - 9) \times 100 = (45 / 54) \times 100$$

$$= 92,5925926$$

92,5925926 %

Domäne 3

	Item 7	Item 8	Item 9	Item 10	Item 11	Item 12	Item 13	Item 14	Summe
Bewerter 1	7	5	5	6	5	7	4	1	40
Bewerter 2	6	5	5	6	7	7	3	1	40
Bewerter 3	5	4	6	7	6	7	5	1	41
Summe	18	14	16	19	18	21	12	3	121

Maximal mögliche Punktzahl = 7 (trifft vollständig zu) x 8 (Items) x 3 (Bewerter) = **168**

Minimal mögliche Punktzahl = 1 (trifft überhaupt nicht zu) x 8 (Items) x 3 (Bewerter) = **24** 24

Standardisierter Domänenwert: Berechnete Punktzahl – minimal mögliche Punktzahl / Maximal mögliche Punktzahl – minimal mögliche Punktzahl

$$(128 - 24) / (168 - 24) \times 100 = (104 / 144) \times 100 = \mathbf{67,3611111 \%}$$

Domäne 6			
	Item 1	Item 2	Summe
Bewerter 1	1	1	2
Bewerter 2	1	1	2
Bewerter 3	1	1	2
Summe	3	3	6

Maximal mögliche Punktzahl = 7 (trifft vollständig zu) x 2 (Items) x 3 (Bewerter) = **42**

Minimal mögliche Punktzahl = 1 (trifft überhaupt nicht zu) x 2 (Items) x 3 (Bewerter) = **6**

Standardisierter Domänenwert: $\frac{\text{Berechnete Punktzahl} - \text{minimal mögliche Punktzahl}}{\text{Maximal mögliche Punktzahl} - \text{minimal mögliche Punktzahl}}$

$$(11 - 6) / (42 - 6) \times 100 = (5 / 36) \times 100 = \mathbf{0 \%}$$

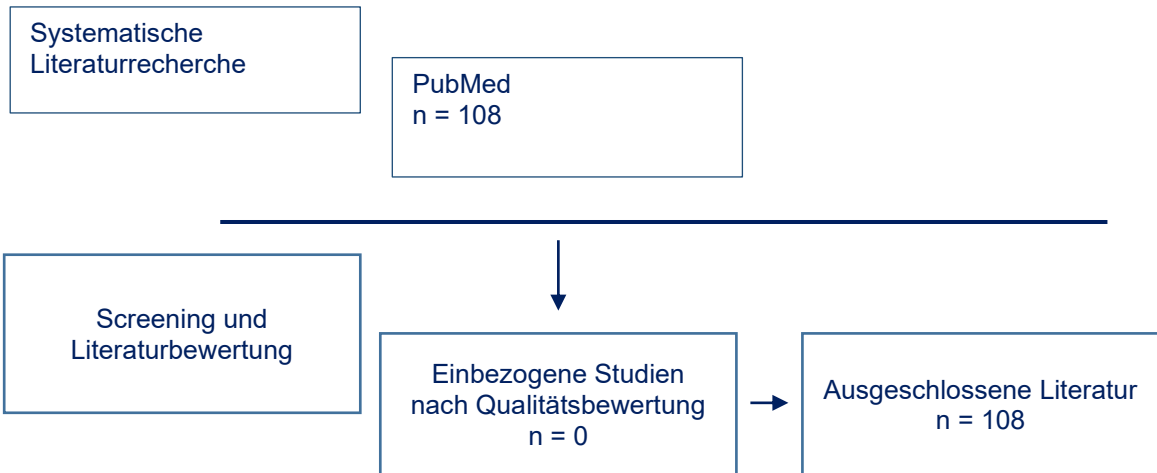
7.4 Impfung (neue SF)

7.4.1 Schlüsselfrage

7.4.2 Recherche in PubMed (16. Mai 2024)

Nr.	Query	Treffer
#1	Pregnant Women [Mesh] OR Pregnant Woman[tiab] OR Woman, Pregnant[tiab] OR Women, Pregnant[tiab] OR "Pregnancy"[Mesh] OR pregnan*[tiab] OR gestation[tiab] OR maternal[tiab] OR "Prenatal Exposure Delayed Effects" [Mesh] OR prenatal[tiab] OR prenatal exposure[tiab] OR antenatal[tiab] OR antenatal exposure[tiab] OR perinatal[tiab] OR perinatal exposure[tiab] OR antepartum exposure[tiab] OR in utero[tiab] OR in utero exposure[tiab] OR "Maternal-Fetal Exchange" [Mesh] OR maternal fetal exchange[tiab] OR Transplacental Exposure[tiab] OR infant [Mesh] OR infant [tiab] OR "Infant, Newborn" [Mesh] OR newborn*[tiab] OR "new born"[tiab] OR "newly born"[tiab] OR neonat*[tiab] OR "neo nat*" [tiab] OR baby[tiab] OR babies[tiab] OR child [Mesh] OR child*[tiab]	4.418.689
#2	Inflammatory Bowel Diseases [Mesh] OR Inflammatory Bowel Disease*[tiab] OR Bowel Diseases, Inflammatory[tiab] OR IBD[tiab]	131.511
#3	Colitis, Ulcerative [Mesh] OR Colitis, ulcerative[tiab] OR Idiopathic Proctocolitis[tiab] OR Ulcerative Colitis[tiab] OR Colitis Gravis[tiab] OR Inflammatory Bowel Disease, Ulcerative Colitis Type[tiab]	61.817
#4	#2 OR #3	138.390
#5	#1 AND #4	17.211
	Intervention	
#6	Vaccination [Mesh] OR vaccination[tiab] OR vaccin*[tiab] OR inoculat*[tiab] OR innoculat*[tiab] OR Immunization [Mesh] OR immunizat*[tiab] OR immunisat*[tiab] OR Immunologic* Sensitization[tiab] OR Immunologic* Stimulation[tiab] OR Immunostimulation[tiab] OR Variolation[tiab]	698,151
#7	#5 AND #6	454
	Filter	
#8	#5 AND #6 Filters: Full text, Clinical Trial, Meta-Analysis, Randomized Controlled Trial, Review, Systematic Review, Humans	108

7.4.3 Ergebnis und PRISMA Flow Chart



7.5 Pädiatrie (neue SF)

7.5.1 Schlüsselfrage

Pädiatrie
Population:
Interventions:
Comparisons:
Outcomes:

7.5.2 Recherche in PubMed (16. Oktober 2024)

Pädiatrie		
Nr.	Query	Treffer
#1	Colitis, Ulcerative[MeSH] OR "inflammatory bowel diseases"[MeSH:noexp]	71.891
#2	Paediatric [MeSH] OR Paediatric [tiab]	140.159
#3	#1 AND #2	814
#4	randomized controlled trial[pt] OR controlled clinical trial[pt] OR randomised[tiab] OR randomized[tiab] OR placebo[tiab] OR drug therapy[sh] OR randomly[tiab] OR trial[tiab] OR groups[tiab] OR Systematic Review[pt] OR Systematic Review[tiab] OR Systematic[sb] OR Meta-Analysis[pt] OR Meta-Analysis[tiab] OR Meta-Analysis[sb] OR Cochrane Database Syst Rev[Journal]	6.494.315
#5	animals[mh] NOT humans[mh]	5.266.221
#6	#4 NOT #5	5.725.938
#7	#3 AND #6 Filters: Clinical Trial, Meta-Analysis, Randomized Controlled Trial, Systematic Review, in the last 10 years, Humans, English, German	49

7.5.3 Recherche in PubMed ohne Filter (16. Oktober 2024)

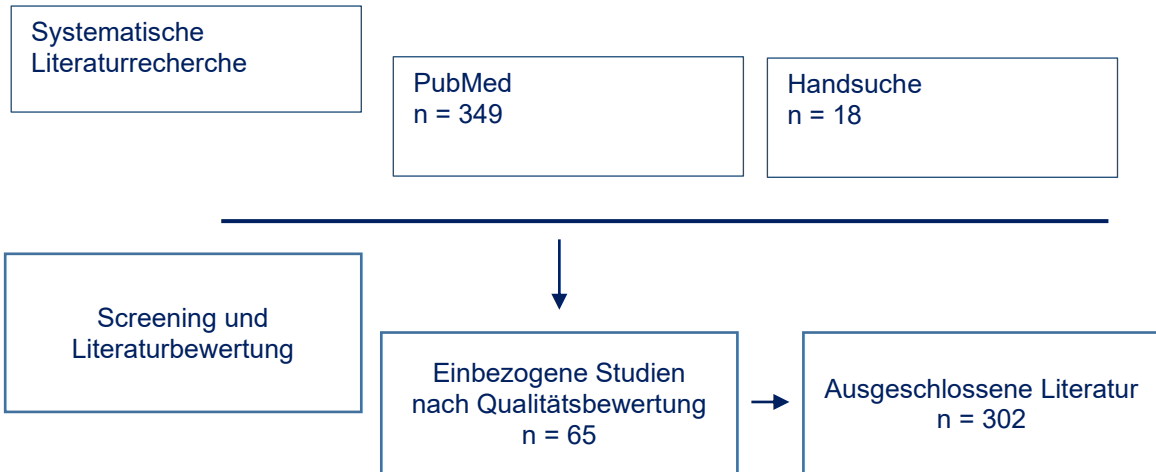
Pädiatrie		
Nr.	Query	Treffer
#1	Colitis, Ulcerative[MeSH] OR "inflammatory bowel diseases"[MeSH:noexp]	71.891
#2	Paediatric [MeSH] OR Paediatric [tiab]	140.159
#3	#1 AND #2	814
#4	randomized controlled trial[pt] OR controlled clinical trial[pt] OR randomised[tiab] OR randomized[tiab] OR placebo[tiab] OR drug therapy[sh] OR randomly[tiab] OR trial[tiab] OR groups[tiab] OR Systematic Review[pt] OR Systematic Review[tiab] OR Systematic[sb] OR Meta-Analysis[pt] OR Meta-Analysis[tiab] OR Meta-Analysis[sb] OR Cochrane Database Syst Rev[Journal]	6.494.315
#5	animals[mh] NOT humans[mh]	5.266.221
#6	#4 NOT #5	5.725.938
#7	#3 AND #6 Filters: Humans, English, German	349

7.5.4 Handsuche

1. Buderus S, Scholz D, Behrens R, et al. Inflammatory bowel disease in pediatric patients: Characteristics of newly diagnosed patients from the CEDATA-GPGE Registry. *Dtsch Arztebl Int* 2015;112:121-7.
2. Oliva S, Thomson M, de Ridder L, et al. Endoscopy in Pediatric Inflammatory Bowel Disease: A Position Paper on Behalf of the Porto IBD Group of the European Society for Pediatric Gastroenterology, Hepatology and Nutrition. *J Pediatr Gastroenterol Nutr* 2018;67:414-430.
3. Levine A, Koletzko S, Turner D, et al. ESPGHAN revised porto criteria for the diagnosis of inflammatory bowel disease in children and adolescents. *J Pediatr Gastroenterol Nutr* 2014;58:795-806.
4. Levine A, de Bie CI, Turner D, et al. Atypical disease phenotypes in pediatric ulcerative colitis: 5-year analyses of the EUROKIDS Registry. *Inflamm Bowel Dis* 2013;19:370-7.
5. Charbit-Henrion F, Parlato M, Hanein S, et al. Diagnostic Yield of Next-generation Sequencing in Very Early-onset Inflammatory Bowel Diseases: A Multicentre Study. *J Crohns Colitis* 2018;12:1104-1112.
6. Ouahed J, Spencer E, Kotlarz D, et al. Very Early Onset Inflammatory Bowel Disease: A Clinical Approach With a Focus on the Role of Genetics and Underlying Immune Deficiencies. *Inflamm Bowel Dis* 2020;26:820-842.
7. Limbri LF, Wilson TG, Oliver MR. Prevalence of irritable bowel syndrome and functional abdominal pain disorders in children with inflammatory bowel disease in remission. *JGH Open* 2022;6:818-823.
8. Reasoner SA, Nicholson MR. Clostridioides difficile Infection in Pediatric Inflammatory Bowel Disease. *Curr Gastroenterol Rep* 2023;25:316-322.
9. Dabritz J, Classen M, Krohn K, et al. [Position paper of the Society for Paediatric Gastroenterology and Nutrition (GPGE) on the off-label use of biologics and signal inhibitors in children and adolescents with IBD that have already been approved for adults]. *Z Gastroenterol* 2025.

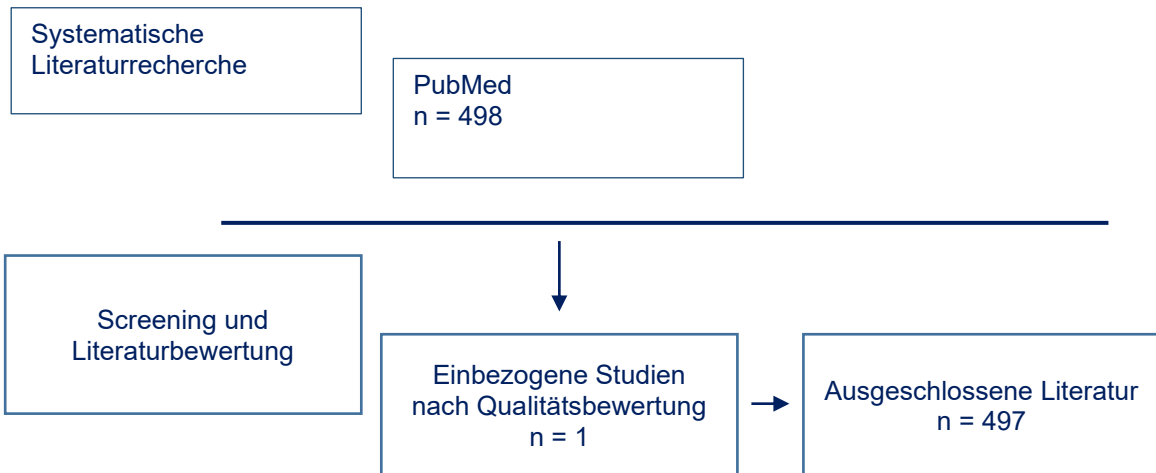
10. Hyams JS, Russell RK. The State of Clinical Trials in Pediatric Inflammatory Bowel Disease. *Gastroenterol Clin North Am* 2023;52:589-597.
11. Kerur B, Litman HJ, Stern JB, et al. Correlation of endoscopic disease severity with pediatric ulcerative colitis activity index score in children and young adults with ulcerative colitis. *World J Gastroenterol* 2017;23:3322-3329.
12. Miele E, Shamir R, Aloï M, et al. Nutrition in Pediatric Inflammatory Bowel Disease: A Position Paper on Behalf of the Porto Inflammatory Bowel Disease Group of the European Society of Pediatric Gastroenterology, Hepatology and Nutrition. *J Pediatr Gastroenterol Nutr* 2018;66:687-708.
13. Kugathasan S, Nebel J, Skelton JA, et al. Body mass index in children with newly diagnosed inflammatory bowel disease: observations from two multicenter North American inception cohorts. *J Pediatr* 2007;151:523-7.
14. Walther F, Fusch C, Radke M, et al. Osteoporosis in pediatric patients suffering from chronic inflammatory bowel disease with and without steroid treatment. *J Pediatr Gastroenterol Nutr* 2006;43:42-51
15. Sanderson IR. Growth problems in children with IBD. *Nat Rev Gastroenterol Hepatol* 2014;11:601-10.
16. Cagol L, Seitel T, Ehrenberg S, et al. Vaccination rate and immunity of children and adolescents with inflammatory bowel disease or autoimmune hepatitis in Germany. *Vaccine* 2020;38:1810-1817.
17. Martinelli M, Giugliano FP, Strisciuglio C, et al. Vaccinations and Immunization Status in Pediatric Inflammatory Bowel Disease: A Multicenter Study From the Pediatric IBD Porto Group of the ESPGHAN. *Inflamm Bowel Dis* 2019.
18. Crandall WV, Margolis PA, Kappelman MD, et al. Improved outcomes in a quality improvement collaborative for pediatric inflammatory bowel disease. *Pediatrics* 2012;129:e1030-41.
19. Crandall W, Kappelman MD, Colletti RB, et al. ImproveCareNow: The development of a pediatric inflammatory bowel disease improvement network. *Inflamm Bowel Dis* 2011;17:450-7.
20. Schutz L, Radke M, Menzel S, et al. Long-term implications of structured transition of adolescents with inflammatory bowel disease into adult health care: a retrospective study. *BMC Gastroenterol* 2019;19:128.
21. Cole R, Ashok D, Razack A, et al. Evaluation of Outcomes in Adolescent Inflammatory Bowel Disease Patients Following Transfer From Pediatric to Adult Health Care Services: Case for Transition. *J Adolesc Health* 2015;57:212-7.
22. Pearlstein H, Bricker J, Michel HK, et al. Predicting Suboptimal Transitions in Adolescents With Inflammatory Bowel Disease. *J Pediatr Gastroenterol Nutr* 2021;72:563-568.
23. Glickman, J. N., et al. Pediatric patients with untreated ulcerative colitis may present initially with unusual morphologic findings *Am J Surg Pathol* 2004 Feb;28(2):190-7.
24. Robert ME, Tang L, Hao LM, et al. Patterns of inflammation in mucosal biopsies of ulcerative colitis: perceived differences in pediatric populations are limited to children younger than 10 years. *Am J Surg Pathol* 2004;28:183-9.
25. Markowitz J, Kahn E, Grancher K, et al. Atypical rectosigmoid histology in children with newly diagnosed ulcerative colitis. *Am J Gastroenterol* 1993;88:2034-7.
26. Washington, K., Greenson, J. K., Montgomery, E., Shyr, Y., Crissinger, K. D., Polk, D. B., Barnard, J. A., & Lauwers, G. Y. (2002). Histopathology of ulcerative colitis in initial rectal biopsy in children. *The American Journal of Surgical Pathology*, 26(11), 1441–1449.
27. Turner et al. 2017 Once- Versus Twice-daily Mesalazine to Induce Remission in Paediatric Ulcerative Colitis: A Randomised Controlled Trial *J Crohns Colitis* 2017 Vol. 11 Issue 5 Pages 527-533.

7.5.5 Ergebnis und PRISMA Flow Chart



8. Recherchen Living guideline (13. März 2024)

((Colitis, Ulcerative[MeSH] OR „inflammatory bowel diseases“[MeSH:noexp])) OR (Idiopathic Proctocolitis [tiab] OR Ulcerative Colitis[tiab] OR Colitis Gravis[tiab]) Filters: Randomized Controlled Trial, Systematic Review, Humans, English, German, from 2022/1/11 - 2024/12/31	498
--	-----



Versionsnummer:	7.0
Erstveröffentlichung:	11/2000
Letzte inhaltliche Überarbeitung:	07/2025
Nächste Überprüfung geplant:	07/2030

Die AWMF erfasst und publiziert die Leitlinien der Fachgesellschaften mit größtmöglicher Sorgfalt - dennoch kann die AWMF für die Richtigkeit des Inhalts keine Verantwortung übernehmen. **Insbesondere bei Dosierungsangaben sind stets die Angaben der Hersteller zu beachten!**

Autorisiert für elektronische Publikation: AWMF online